

# **PRO**MAKER<sup>®</sup>



## **TOOLS CATALOG | 2024/2025**



## INDEX

ABOUT US .....	3	HACKSAWS BASIC SCREWDRIVERS .....	55
PX2 WARRANTY FOR POWER TOOLS .....	4	BASIC SCREWDRIVER SET .....	
CORDLESS DRILL SCREWDRIVERS .....	5	PRO SCREWDRIVER SET .....	56
PRO-TI12-2KIT / PRO-TI14.4 .....	6	PRO SCREWDRIVER .....	57
PRO-TI18.2 / PRO-TIP20-1 .....	7	OTHER SCREWDRIVERS / HEX KEYS .....	58
PRO-TIP20-2KIT .....	8	PLIERS .....	59
WIRED DRILLS .....	9	PLIERS .....	60
PRO-TR300 / PRO-TP500 .....	10	PLIERS / VDE PLIERS .....	61
PRO-TP550KIT / PRO-TP550 .....	11	HAND RIVETER / STAPLE GUN / ADHESIVE GUN /	
PRO-TP800 / PRO-TP850KIT .....	12	MASONRY TROWELS / MALLET .....	62
ROTARY HAMMER .....	13	HAMMERS / MEASURE AND LAYOUT TOOLS .....	63
PRO-RM850KIT .....	14	MEASUREMENT AND LAYOUT TOOLS /	
IMPACT WRENCH .....	15	AUTOMOTIVE TOOLS .....	64
PRO-LI20KIT .....	16	AUTOMOTIVE TOOLS .....	65
GRINDERS .....	17	TORQUE WRENCH / SOLDERING / VISES / SOCKETS .....	66
PRO-ES750 / PRO-ES750KIT .....	18	ACCESSORIES .....	67
PRO-ES2000 / PRO-ES2009 .....	19	SOCKET SET .....	68
PRO-ES1000 / PRO-ES20 .....	20	SOCKET SET / ADJUSTABLE WRENCH .....	69
PRO-ER280 .....	21	COMBINATION WRENCH / COMBINATION	
ROTARY TOOL .....	22	WRENCH SET .....	70
PRO-HR160KIT .....	23	COMBINATION WRENCH /	
POLISHER / BLOWER .....	24	TUBE CUTTERS & FLARING TOOL .....	71
PRO-PL1300 / PRO-SP400 .....	25	PIPE WRENCH / TOOL SET .....	72
BENCH GRINDER / CHOP SAW .....	26	ACCESSORIES .....	73
PRO-EB250 / PRO-TZ2400KIT .....	27	HSS DRILL BITS .....	74
JIG SAWS .....	28	MASONRY DRILL BITS / SCREWDRIVER BITS .....	75
PRO-SC400 / PRO-SC800KIT .....	29	DIAMOND DISCS / CIRCULAR SAW BLADES .....	76
PRO-SC600 .....	30	DEPRESSED CENTER GRINDING WHEELS DISCS /	
CIRCULAR SAW / TABLE SAW / SLIDING MITER SAW .....	31	ABRASIVE CUTTING DISCS .....	77
PRO-SC1500 / PRO-SB1800 .....	32	DISCOS FLAP / UNIVERSAL JIG SAW BLADE .....	78
PRO-SI1800 / PRO-MI840 .....	33	TOOL STORAGE .....	79
SANDERS / ROUTER .....	34		
PRO-LO180 / KITPRO-LO300KIT .....	35		
PRO-LO200 / PRO-RT1600 .....	36		
PRO-LB850KIT .....	37		
HEAT GUNS .....	38		
PRO-PC1200 / PRO-PC1500KIT .....	39		
CAULKING GUN .....	40		
PRO-PC21 .....	41		
PRESSURE WASHER .....	42		
PRO-H1400KIT / PRO-H1600 .....	43		
PRO-HI20KIT / PRO-H2000 .....	44		
PRO-H1800KIT .....	45		
AIR COMPRESSORS .....	46		
PRO-CP24 / PRO-CP50 .....	47		
WET DRY VACUUM CLEANER .....	48		
PRO-AS10L / PRO-AS25L .....	49		
PRO-AS35L .....	50		
HAND TOOLS .....	51		
PROMAKER INFINITE WARRANTY FOR HAND TOOLS .....	52		
KNIVES / PUTTY KNIFE .....	53		
SCISSORS AND BOLT CUTTER /			
MULTI - PURPOSE PLIERS .....	54		







## ABOUT US

**WE ARE AN AMERICAN BRAND  
OF ELECTRIC AND MANUAL TOOLS**



**Promaker® Tools** is created with an investment fund in the United States bringing together a group of experts in the construction industry and the development of new products to create an alternative brand with the same quality as the traditional ones and with great power to face to a market opportunity and position itself in the rest of the world.

Since then, this group of investors has sought to create and develop a brand sustained over time and with which they maintain the tradition and trajectory of the tools created for the hardware market.

**Promaker® Tools** sets out to define its quality and technology parameters that allow it to innovate as the first tool brand to lead the top sales in the hardware market.

### PROMAKER THE NEW TOOL

To achieve this, Promakertools Corp. is looking for another group of specialized leaders in the market to offer their experience and leadership with more than 400 power and manual tools and accessories that they have developed in the last 8 years of activity in the main cities of the American market.

### OUR PASSION DEFINES US

Our passion for technology and the possibility of offering **PROMAKER® Tools** to a market with needs for construction, repair and demanding jobs for the home and the entrepreneur of the new era positions them in the Latin American market with a long history and hardware tradition.

The solidity of Promakertools Corp., and its enthusiasm to stay hand in hand with the support needs of its clients, allows them to innovate with a service of attention and response to guarantee the operability of its electric and manual tools under certain standards and policies of differentiating guarantees.

At **PROMAKER®** we train, create and develop trust so that our electric and manual tools and accessories accompany our clients in their most demanding construction, repair and creation projects.







## PX2 WARRANTY FOR POWER TOOLS

**Promaker Tools Corp.** offers users of its power tools:

**WARRANTY FOR A PERIOD OF 2 YEARS:** effective from the date of purchase, covering any defects in operation or failures in manufacturing materials, as well as defects arising from workmanship during production.

**The warranty process for a period of 2 years includes:**

- Repair of all types of electrical or mechanical failures caused by tools under normal conditions of regular use, provided that the minimum safety parameters outlined in the operations manual, supplied with the tool at the time of purchase, are followed.
- During this process, the client will not incur any monetary charges or charges for functional parts, unless the tool requires one or more consumables or accessories for its repair.

**FREE SERVICE FOR 2 YEARS:** from the date of purchase and during this period the customer you will be able to take your power tool to an authorized service center to have it preventive maintenance is performed free of charge.

**Preventive maintenance of power tools.**

During this period, the customer may take their tool to an authorized service center to have it a review or adjustment of the tool is carried out without it presenting a failure.

**2 MONTH TRIAL PERIOD:** If a tool's performance does not meet expectations of the client, the same may exchange it for its higher equivalent, paying the price difference correspondent.

The 2-month trial period is another alternative to the service in which the possibility of make the change of your tool, it does not meet the initial expectations that the tool may have at the time of purchase.

To apply the change or exchange, the customer must go to the commercial partner where the purchase was made of the tool with its respective proof of purchase to request the exchange. The client would pay the applicable price difference between both tools.

FOR MORE INFORMATION VISIT  
[WWW.PROMAKERTOOLS.COM](http://WWW.PROMAKERTOOLS.COM)







## CORDLESS DRILL SCREWDRIVERS



## PRO-TI12-2KIT CORDLESS DRILL / DRIVER

Powerful 12V LI-ION Cordless Drill / Driver with variable / reverse speed, brake for a better performance and double bearing design within the spindle for more stability, effectively avoiding bits shaking.

- 18+1 POSITION TORQUE ADJUSTMENTS FOR MORE DRIVER CONTROL
- SOFT-GRIP HANDLE FOR COMFORTABLE EXTENDED USE
- BATTERY CAPACITY INDICATOR
- 2 MECHANICAL SPEEDS
- LED WORK LIGHT
- SPECIAL BATTERY PROTECTION TECHNOLOGY
- HIGH TORQUE, DRILLING, FREE OPERATION ON THE SCREW

MODEL: PRO-TI12-2KIT  
BATTERY : LI-ION  
BATTERY CAPACITY: 1.5AH  
VOLTAGE: 12V  
CHUCK SIZE: 3/8" (10MM)  
DRILL CAPACITY: 3/8" (10MM)  
SPEED: 0-400 / 0-1500RPM  
MAX TORQUE: 30N-M  
WEIGHT: 1.2KG



**INCLUDES:** 12V Cordless Drill / Driver, 10 1/4" Metal drill bits, Plastic Box, 2 Batteries, Charger, 50mm Double-Headed bits, Hook Rack.

## PRO-TI14.4 CORDLESS DRILL / DRIVE

Powerful Cordless Drill / Driver LI-ION 14.4V variable / reverse speed and brake for a better performance.



MODEL: PRO-TI14.4  
BATTERY: LI-ION  
VOLTAGE: 14.4V  
SPEED: 0-350 / 0-1150rpm  
CHUCK SIZE: 3/8"(10 mm)  
WEIGHT: 2.14Lb  
MAX TORQUE: 270 Lb.In

- TRIGGER SWITCH WITH FORWARD / REVERSE AND BRAKE
- LED WORK LIGHT
- SOFT - GRIP HANDLE FOR COMFORTABLE EXTENDED USE
- 16 POSITION TORQUE ADJUSTMENTS FOR MORE DRIVER CONTROL
- CHUCK WITHOUT KEY
- 1-HOUR SMART CHARGER

**INCLUDES:** Cordless Drill / Driver LI-ION 14.4V. LI-ION battery. 1-hour smart charger.

**2 YEARS OF WARRANTY AND FREE MAINTENANCE**



## PRO-TI18.2 CORDLESS DRILL / DRIVER

Powerful Cordless Drill / Driver LI-ION 18.2V variable / reverse speed and brake for a better performance.

- ↑
- TRIGGER SWITCH WITH FORWARD / REVERSE AND BRAKE
- LED WORK LIGHT
- SOFT - GRIP HANDLE FOR COMFORTABLE EXTENDED USE
- 16 POSITION TORQUE ADJUSTMENTS FOR MORE DRIVER CONTROL
- CHUCK WITHOUT KEY
- 1-HOUR SMART CHARGER
- 2 LI-ION BATTERIES
- ↓

MODEL: PRO-TI18.2  
BATTERY: LI-ION  
VOLTAGE: 18V  
SPEED: 0-350 / 0-1150rpm  
CHUCK SIZE: 3/8"(10 mm)  
WEIGHT: 2.14Lb  
MAX TORQUE: 270 Lb.In



**INCLUDES:** Cordless Drill / Driver LI-ION 18.2V. LI-ION battery, 1-hour quick charger.

## PRO-TIP20-1 HAMMERDRILL / DRILL DRIVER

Powerful Drill/Driver Wireless LI-ION 20V speed variable / reverse and brake for better performance.



**14 INCLUDE ACCESSORIES**

MODEL: PRO-TIP20-1  
BATTERY: LI-ION 2.0AH  
VOLTAGE: 20V  
SPEED: 0-440 / 0-1650rpm  
CHUCK SIZE: 1/2"(13 mm)  
WEIGHT: 4.41 lbs  
MAX TORQUE: 42Nm  
IMPACT: 0-7920 / 29700bpm

- ↑
- BELT CLIP ALLOWS TO HOOK THE DRILL IN THE BELT
- SLIDE SWITCH FOR DRILLING OR HAMMER DRILLING
- SOFT - GRIP HANDLE FOR COMFORTABLE EXTENDED USE
- 2-POSITION TORQUE ADJUSTMENTS FOR MORE DRIVER CONTROL
- SOFT-GRIP HANDLE FOR COMFORTABLE EXTENDED USE
- 1-HOUR SMART CHARGER
- CHUCK WITHOUT KEY
- ↓

**INCLUDES:** Cordless Drill / Driver LI-ION 20V. LI-ION battery, 1-hour quick charger.

**2 YEARS OF WARRANTY AND FREE MAINTENANCE**



## PRO-TIP20-2KIT CORDLESS DRILL / DRIVER








Powerful Cordless Hammer Drill LI-ION 20V variable / reverse speed and brake for a better performance.

**10** INCLUDE  
1/4" METAL DRILL BITS

MODEL: PRO-TIP20-2KIT  
BATTERY: LI-ION  
BATTERY CAPACITY : 2.0 AH  
VOLTAGE: 20V  
SPEED: 0-450 / 0-1750 rpm  
BLOWS PER MINUTE: 0-6750 BPM / 0-24750 bpm  
DRILL CAPACITY: 13 mm  
CHUCK SIZE: 1/2". 13 mm  
WEIGHT: 2 kg  
MAX TORQUE: 80 N.m



USO PROFESIONAL / INDUSTRIAL  
PROFESSIONAL / INDUSTRIAL USE

-  SLIDE SWITCH FOR DRILLING OR HAMMER DRILLING
-  BRUSHLESS MOTOR
-  LED WORK LIGHT
-  SOFT PROTECTION ON BATTERY PACK
-  SOFT-GRIP HANDLE FOR COMFORTABLE EXTENDED USE
-  CHUCK WITHOUT KEY
-  21 POSITION TORQUE ADJUSTMENTS FOR MORE DRIVER CONTROL

 SIN CARBONES  
BRUSHLESS

USO PROFESIONAL - INDUSTRIAL  
TRABAJO PESADO  
HEAVY DUTY  
PROFESSIONAL - INDUSTRIAL USE

**INCLUDES:** 20V Lithium Hammer Drill. Plastic Box. 65MM double-headed bits. Auxiliary Handle. 1H Charger. 2 Batteries. 10 1/4" Metal Drill Bits, Hook Rack.

2 YEARS WARRANTY  
**PX2**  
GARANTÍA 2 AÑOS  
PROMAKER



**2 YEARS OF WARRANTY AND FREE MAINTENANCE**



## WIRED DRILLS



## PRO-TR300 CORDED DRILL / DRIVE WITH TORQUE

Powerful 300W motor and double speed with clutch of 24 torque position for greater performance in demanding tasks.

- ↑
- SOFT-GRIP HANDLE FOR COMFORTABLE EXTENDED USE
- +
- FORWARD / REVERSE SWITCH WITH LOCK-ON BUTTON
- +
- DOUBLE SPEED DRILL WITH 24 CLUTCH TORQUE POSITION
- +
- CHUCK WITHOUT KEY
- ↓

MODEL: PRO-TR300  
VOLTAGE / FREQUENCY: 120V / 60HZ  
POWER: 300W  
SPEED: 0-900 RPM  
CHUCK SIZE: 3/8" (10MM)  
WEIGHT: 4.84LB  
CORD: 6.5FT



**INCLUDES:** 3/8" (10mm) Drill. Does not include accessories.

## PRO-TP500 HAMMER DRILL

Powerful 1/2" Hammer Drill with 500W motor and ability to perforate wood, metal and concrete work.

- ↑
- +
- SOFT-GRIP HANDLE FOR COMFORTABLE EXTENDED USE
- +
- FORWARD / REVERSE SWITCH WITH LOCK-ON BUTTON
- +
- ADJUSTABLE DEPTH ROD
- +
- BELT CLIP ALLOWS TO HOOK THE DRILL IN THE BELT
- +
- SLIDE SWITCH FOR DRILLING OR HAMMER DRILLING
- +
- VARIABLE SPEED/REVERSE
- ↓

MODEL: PRO-TP500  
VOLTAGE / FREQUENCY: 120V / 60HZ  
POWER: 500W  
SPEED: 0-2800RPM  
CHUCK SIZE: 1/2" (13MM)  
WEIGHT: 4.62LB  
CORD: 6.5FT



**INCLUDES:** 1/2" (13mm) Hammer Drill. Side handle. Depth Rod. Key chuck.

**2 YEARS OF WARRANTY AND FREE MAINTENANCE**

## PRO-TP550KIT HAMMER DRILL

Powerful 1/2" Hammer Drill with 550W motor and ability to perforate wood, metal and concrete work.

- ↑
- SLIDE SWITCH FOR DRILLING OR HAMMER DRILLING
- 360° AUXILIARY HANDLE FOR GREATER CONTROL
- ADJUSTABLE DEPTH ROD
- ALUMINUM GEAR HOUSING
- FORWARD / REVERSE SWITCH WITH LOCK-ON BUTTON
- VARIABLE SPEED / REVERSE
- ↓

MODEL: PRO-TP550KIT  
VOLTAGE / FREQUENCY: 120V / 60HZ  
POWER: 550W  
SPEED: 0-3000 RPM  
CHUCK SIZE: 1/2" (13MM)  
WEIGHT: 4.84LB  
CORD: 6.5FT

**BB ACCESSORIES**



### INCLUDES:

1/2" (13 mm) Hammer Drill, Adjustable Drill Handle, Measuring Rod, Chuck Wrench, Concrete Drill Bits (3), Wood Drill Bits (3), Metal Drill Bits (3), Phillips Head Drill Bits (5), Flat Head Drill Bits (5), #16 Steel Handle Hammer, 7" Electrician's Pliers, Screws and Plastic Organizer Box.

## PRO-TP550 HAMMER DRILL

Powerful 1/2" Hammer Drill with 550W motor and ability to perforate wood, metal and concrete work.



MODEL: PRO-TP550  
VOLTAGE / FREQUENCY: 120V / 60HZ  
AMPERAGE: 4.7 AMP  
POWER: 550W  
SPEED: 0-3000 RPM  
CHUCK SIZE: 1/2" (13MM)  
BLOWS X MIN: 48000 GPM  
WEIGHT: 5LB  
CORD: 6.5FT

- ↑
- SOFT-GRIP HANDLE FOR COMFORTABLE EXTENDED USE
- VARIABLE SPEED REVERSING SWITCH
- LOCK-ON BUTTON FOR CONTINUOUS USE
- DUAL MODE (IMPACT / DRILL) SELECTION
- VARIABLE SPEED/REVERSE
- ↓

**INCLUDES:** 1/2" (13mm) Hammer Drill. Side Handle. Depth rod. Key chuck.

**2 YEARS OF WARRANTY AND FREE MAINTENANCE**



## PRO-TP800 HAMMER DRILL

Powerful 1/2" Hammer Drill with high power 800W to drill any material, design and manufactured to meet high quality standards.

- ↑
- SOFT-GRIP HANDLE FOR COMFORTABLE EXTENDED USE
- SLIDE SWITCH FOR DRILLING OR HAMMER DRILLING
- 360° AUXILIARY HANDLE FOR GREATER CONTROL
- ADJUSTABLE STEEL DEPTH ROD
- ALUMINUM GEAR HOUSING
- FORWARD / REVERSE SWITCH WITH LOCK-ON BUTTON
- VARIABLE SPEED / REVERSE
- ↓

MODEL: **PRO-TP800**  
 VOLTAGE / FREQUENCY: **120V / 60HZ**  
 AMPERAGE: **7.0 AMP**  
 POWER: **800W**  
 SPEED: **0-2800 RPM**  
 CHUCK SIZE: **1/2" (13MM)**  
 WEIGHT: **5.06 LBS**  
 CORD: **6.5 FT**



**INCLUDES:** 1/2" (13mm) Hammer Drill. Side handle. Depth Rod. Key Chuck.

## PRO-TP850KIT HAMMER DRILL

Powerful 1/2" Hammer Drill with high power 850W to drill any material, design and manufactured to meet high quality standards.



MODEL: **PRO-TP85KIT**  
 VOLTAGE / FREQUENCY: **120V / 60HZ**  
 AMPERAGE: **7.5 AMP**  
 POWER: **850 W**  
 SPEED: **0-2800 RPM**  
 TAMAÑO DEL MANDRIL: **1/2" (13MM)**  
 BLOWS X MIN: **44800 GPM**  
 WEIGHT: **7.2 LBS**  
 CORD: **6.5 FT**

- ↑
- ALUMINUM GEAR BOX
- VARIABLE SPEED REVERSIBLE
- SOFT GRIP HANDLE FOR COMFORTABLE USE
- LOCK-ON BUTTON FOR CONTINUOUS USE
- DUAL MODE (IMPACT / DRILL) SELECTION
- VARIABLE SPEED / REVERSE
- ↓

**INCLUDES:** 1/2" (13mm) Hammer Drill. Side Handle. Depth rod. Key Chuck. Plastic Box.

**2 YEARS OF WARRANTY AND FREE MAINTENANCE**



# ROTARY HAMMER



## ROTARY HAMMER SDS PLUS PRO-RM850KIT

Powerful 850W Rotary Hammer, design and manufactured to meet the highest quality standards.

MODEL: PRO-RM850KIT  
VOLTAGE / FREQUENCY: 120V / 60HZ  
AMPERAGE: 7.5 AMP  
POWER: 850 W  
INPUT RATE: 0-5200 IPM  
IMPACT POWER: 3J  
SPEED: 0-1100 RPM  
WEIGHT: 8.8 LBS  
CORD: 6.5FT



USO PROFESIONAL / INDUSTRIAL  
PROFESSIONAL / INDUSTRIAL USE

- + DRILL, IMPACT DRILL, CHISEL, CHISEL HEAD ANGLE ADJUSTMENT
- + USING SDS, DRILL BIT CAN BE QUICKLY INSTALLED
- + ELECTRODELESS SPEED CONTROL SWITCH
- + 4 IN 1 FUNCTION
- + ADJUST THE DIFFERENT SPEED FOR BEST DRILLING CONDITION
- + VARIABLE SPEED



**INCLUDES:** SDS Plus Rotary Hammer. Depth Gauge. Auxiliary Handle. 3pcs 150mm SDS drills 6/8/10mm. Point Chisel 14x250mm. Flat Chisel 14x250mm. Plastic Box



**2 YEARS OF WARRANTY AND FREE MAINTENANCE**



# IMPACT WRENCH



## IMPACT WRENCH BRUSLESS 1/2" (13MM) PRO-LI20KIT

Powerful 3000 BPM brushless impact wrench to drive and/or tighten, loosen screws, bolts and nuts at a trigger pull adjustable speed up to 2200RPM.

MODEL: PRO-LI20KIT  
VOLTAGE: 20V LI-ION  
SPEED: 0-2200 rpm  
IMPACT RATE : 0-3000 bpm  
TORQUE: I:320N.m / II:220N.m  
TOOL HOLDER: 1/2" (13 mm)  
WEIGHT WITH BATTERY: 3.74 lbs  
BATTERY: 2000 mAh  
CHARGER INPUT: 110 v AC 60 hz  
NOMINAL OUTPUT: 20 v DC  
CHARGE TIME: 1 hour



FORWARD AND BACK BUTTON TO CHANGE DIRECTION

BRUSHLESS MOTOR

SPEED ADJUSTMENT BY PRESSING THE SWITCH TRIGGER

NTC TECHNOLOGY FOR EXTENDED BATTERY LIFE

SOFT-GRIP HANDLE WITH COMFORTABLE GRIP FOR LONG-TERM USE

BUILT-IN LED WORK LIGHT

3 MODES OF USE

**SIN CARBONES  
BRUSHLESS**



**INCLUDES:** Impact Wrench tool, charger, 2 batteries, belt clip, 4 impact socket; 11/16" (17mm) 3/4" (19mm), 13/16" (21mm), 7/8" (22mm)



**2 YEARS OF WARRANTY AND FREE MAINTENANCE**



# GRINDERS



## **PRO-ES750 4 1/2" (115MM) ANGLE GRINDER**

Powerful 4 1/2" 750W Angle Grinder with metal gear box that increases tool life and durability.

- METAL GEAR BOX
- 3 POSITION SIDE HANDLE FOR BETTER CONTROL
- DUST SEALED SWITCH
- SPINDLE LOCK FOR CONVENIENT ACCESSORY CHANGE
- LOCK-ON SWITCH FOR CONTINUOUS USE
- TOOL FREE ADJUSTABLE GUARD

**MODEL: PRO-ES750**  
**VOLTAGE / FREQUENCY: 120V / 60HZ**  
**AMPERAGE: 6.5 AMP**  
**POWER: 750W**  
**SPEED: 11000 RPM**  
**GRINDING DISC DIAMETER: 4 1/2" (115MM)**  
**CORD: 6.5FT**  
**WEIGHT: 4.4LB**



**INCLUDES:** Angle Grinder, Side Handle, Wrench, 1 Abrasive Wheel, 2 Carbon Brushes.

## **PRO-ES750KIT 4 1/2" (115MM) ANGLE GRINDER**

Powerful 4 1/2" 750W Angle Grinder with metal gear box that increases tool life and durability.



**MODEL: PRO-ES750**  
**VOLTAGE / FREQUENCY: 120V / 60HZ**  
**AMPERAGE: 6.5 AMP**  
**POWER: 750W**  
**SPEED: 11000 RPM**  
**GRINDING DISC DIAMETER: 4 1/2" (115MM)**  
**CORD: 6.5FT**  
**WEIGHT: 4.4LB**

- METAL GEAR BOX
- 3 POSITION SIDE HANDLE FOR BETTER CONTROL
- DUST SEALED SWITCH
- SPINDLE LOCK FOR CONVENIENT ACCESSORY CHANGE
- LOCK-ON SWITCH FOR CONTINUOUS USE
- TOOL FREE ADJUSTABLE GUARD

**INCLUDES:** Angle Grinder, Side Handle, Wrench, 2 Abrasive Wheels, Gloves, 2 Brushes, Goggles and Plastic Box, 2 Carbon Brushes.

**2 YEARS OF WARRANTY AND FREE MAINTENANCE**

## PRO-ES2000 7" (180MM) ANGLE GRINDER

Powerful 7" 2000W Angle Grinder with metal gear box that increases tool life and durability.

- METAL GEAR BOX
- 3 POSITION SIDE AND REAR HANDLE FOR BETTER CONTROL
- DUST SEALED SWITCH
- SPINDLE LOCK FOR CONVENIENT ACCESSORY CHANGE
- LOCK-ON SWITCH FOR CONTINUOUS USE
- TOOL FREE / ADJUSTABLE GUARD
- SOFT START FOR BETTER CONTROL

MODEL: PRO-ES2000  
VOLTAGE: 120V / 60HZ  
AMPERAGE: 17.2 AMP  
POWER: 2000W  
SPEED: 8400 RPM  
GRINDING DISC DIAMETER: 7"(180MM)  
CORD: 6.5FT  
WEIGHT: 12.1 LB



**INCLUDES:** Angle Grinder, Sde Handle, Wrench, 2 Carbon Brushes.

## PRO-ES2009 9" (230MM) ANGLE GRINDER

Powerful 9" 2000W Angle Grinder with metal gear box that increases tool life and durability.



MODEL: PRO-ES2009  
VOLTAGE: 120V / 60HZ  
AMPERAGE: 17.2 AMP  
POWER: 2000W  
SPEED: 6300 RPM  
GRINDING DISC DIAMETER: 9"(230MM)  
CORD: 6.5FT  
WEIGHT: 12.1 LB

- METAL GEAR BOX
- 3 POSITION SIDE AND REAR HANDLE FOR BETTER CONTROL
- DUST SEALED SWITCH
- SPINDLE LOCK FOR CONVENIENT ACCESSORY CHANGE
- LOCK-ON SWITCH FOR CONTINUOUS USE
- TOOL FREE / ADJUSTABLE GUARD
- SOFT START FOR BETTER CONTROL

**INCLUDES:** Angle Grinder, Side Handle, Wrench, 2 Carbon Brushes



## SMALL ANGLE GRINDER PRO-ES1000

Powerful 4 ½" Angle Grinder 1000W with a metal gear box that increases the durability and lifespan of the tool.

- TOGGLE SWITCH FOR GREATER COMFORT AND EASE OF USE
- THREE-POSITION SIDE JOYSTICK FOR GREATER CONTROL
- SEALED DUSTPROOF SWITCH
- AXIS ROD FOR EASY ACCESSORY CHANGE
- SWITCH WITH A LOCK FOR CONTINUOUS USE
- ADJUSTABLE LOCK WITHOUT A KEY

MODEL: PRO-ES1000  
VOLTAGE / FREQUENCY: 120V / 60HZ  
AMPERAGE: 9 AMP  
POWER: 1000W  
SPEED: 12000 RPM  
DIAMETER OF THE DISK: 4 ½" (115MM)  
CABLE: 2M  
WEIGHT: 2 KG



INTERRUPTOR DE PALETA  
PADDLE SWITCH

**INCLUDES:** Angle grinder, side handle, wrench, 1 cutting disc, 2 carbon brushes.

## CORDLESS ANGLE GRINDER PRO-ES20

Powerful 4 ½" 20v Cordless Angle Grinder with a metal gear box that increases the durability and lifespan of the tool.



SIN CARBONES  
BRUSHLESS

MODEL: PRO-ES20  
VOLTAGE / FREQUENCY: 20V  
SPEED: 8000 RPM  
BATTERY: 2000 MAH  
NOMINAL OUTPUT: 20V DC  
WEIGHT: 2KG  
DIAMETER OF THE DISK : 4 ½"(115MM)  
LOADING TIME : 1 HOUR  
CHARGER: 110V AC 60HZ

- BRUSHLESS
- THREE-POSITION SIDE JOYSTICK FOR GREATER CONTR
- SEALED DUSTPROOF SWITCH
- AXIS SHAFT FOR EASY ACCESSORY CHANGE
- SWITCH WITH A LOCK FOR CONTINUOUS USE
- ADJUSTABLE LOCK WITHOUT A KEY

**INCLUDES:** Cordless Angle Grinder, 1 battery, 1 charger, Side handle, Wrench, 1 Cutting disc.

2 YEARS OF WARRANTY AND FREE MAINTENANCE

## SMALL ANGLE GRINDER PRO-ER280

Powerful straight grinder with 280W and 27,000rpm, ideal for professional use in tasks such as sanding, cutting, and grinding on a variety of materials.

MODEL: PRO-ER280  
VOLTAGE / FREQUENCY: 120V / 60HZ  
POWER: 280W  
SPEED: 27000rpm  
COLLET: 3mm 6mm / 1/4" 1/8"  
CABLE: 2m  
WEIGHT: 1.7Kg



LOCKING SWITCH FOR CONTINUOUS USE

MADE WITH HIGH-QUALITY MATERIALS

280W / 3 AMP MOTOR FOR BETTER PERFORMANCE

ERGONOMIC DESIGN



**INCLUDE:** Straight grinder, Wheel points, Collet chuck (3 mm, 6 mm, 1/4", 1/8"), Key 14/15, 4 sanding head pieces, 4 grinding head pieces, 1 pair of extra carbon brushes.



**2 YEARS OF WARRANTY AND FREE MAINTENANCE**





## ROTARY TOOL

## PRO-HR160KIT ROTARY TOOL KIT

Cutting, polishing, carving, rust removal, and glass etching Dremel-style corded rotary tool with 160W motor, stepless speed range of 5,000 to 35,000 RPM, and adjustable 2.3mm and 3.2mm collet.

MODEL: PRO-HR160KIT  
VOLTAGE: 120v~/ 60Hz  
POWER: 160w  
AMPERES: 1.5 AMP  
CHUCK SPEED: 5,000-35,000 RPM (sin carga)  
COLLET NUT: 1/16"- 1/8" (2.4 mm y 3.2 mm)  
WEIGHT: 1 lb 2 oz (780 g)  
CORD: 6.5 Ft



SOFT-GRIP COVER FOR COMFORTABLE GRIP IN PROLONGED USE

HANDING LOOP TO PLACE SECURITY CORD

EASY REPLACEMENT BRUSHES

TWO SIZES ADJUSTABLE COLLET NUT

SWITCH ON/OFF AND STEPLESS SPEED CONTROL



INCLUDE: Corded Rotary Tool, 40 Pieces of Accessories, Plastic Box.



2 YEARS OF WARRANTY AND FREE MAINTENANCE





**POLISHER / BLOWER**

## PRO-PL1300 ELECTRIC POLISHER

Powerful 1300W Polisher designed for long working days. Comfortable D-Type handle for easy operation and lock switch for continuous use.

- METAL GEAR BOX
- D-TYPE HANDLE FOR EASY OPERATION
- DUST SEALED SWITCH
- SPINDLE LOCK FOR CONVENIENT ACCESSORY CHANGE
- LOCK-ON SWITCH FOR CONTINUOUS USE
- VARIABLE SPEED WITH SPEED CONTROL

MODEL: PRO-PL1300  
VOLTAGE: 120V / 60HZ  
AMPERAGE: 11.2 AMP  
POWER: 1300W  
SPEED: 0-3000RPM  
DISC DIAMETER: 7"(180MM)  
CORD: 6.5 FT  
WEIGHT: 8.8 LB



**INCLUDES:** Polisher, D-Type Handle, Rubber Backing Pad, Bonnet, Wrench, 2 Carbon Brushes.

## PRO-SP400 BLOWER / VACUUM

Powerful Blower / Vacuum Cleaner with 400W motor variable speed and speed control.



MODEL: PRO-SP400  
VOLTAGE: 120V / 60HZ  
AMPERAGE: 3.5 AMP  
POWER: 400W  
SPEED: 6000-14000RPM  
AIR VOLUME: 3.3M3 / MIN  
WEIGHT: 3.19 LB  
CORD: 6.5 FT

- VARIABLE SPEED WITH SPEED CONTROL
- LOCK ON SWITCH FOR CONTINUOUS USE
- LIGHT AND COMFORTABLE

**INCLUDES:** Blower / Vacuum. Nozzle. Dust Bag.





## BENCH GRINDER CHOP SAW

## PRO-EB250 6" BENCH GRINDER

6" Bench Grinder with 1/3HP motor for upper performance.

1/3HP MOTOR FOR  
SUPERIOR PERFORMANCE

RESISTANT STEEL BASE  
THAT PROVIDES GREATER  
DURABILITY AND EXTENDS  
THE LIFE OF THE TOOL

ADJUSTABLE EYES SHIELD

MODEL: PRO-EB250  
VOLTAGE: 120V / 60HZ  
POWER: 250W(1/3HP)  
AMPERAGE: 2.1AMP  
SPEED: 3400 RPM  
CHUCK SIZE: 6" X 3/4 X 1/2"  
WEIGHT: 26.40 LB  
CORD: 6.5 FT



**INCLUDES:** 6" Bench Grinder, 2 x 6" (152mm) Grinding Wheels (thick grit and mid grit).

## CHOP SAW + 4 1/2" ANGLE GRINDER PRO-TZ2400KIT

A powerful 2400W motor with a resistant steel base comes with a free, powerful 4 1/2" 750W Angle Grinder with a metal gear box for professional use.



MODEL: PRO-TZ2400KIT  
VOLTAGE: 120V / 60HZ  
AMPERAGE: 20.6 AMP  
POWER: 2400W  
SPEED: 3600 RPM  
GRINDING DISC DIAMETER: 14"(355MM)  
WEIGHT: 39.6 LB  
CORD: 6.5 FT



STABLE BASE MADE  
OF RESISTANT STEEL



RETRACTABLE GUARD  
FOR ADDED SAFETY



CUTTING GUIDE FOR  
OPTIMUM PRECISION



BUILT-IN PRESS



SPINDLE LOCK FOR  
CONVENIENT WHEELS CHANGE

**INCLUDES:** Chop Saw, 4 1/2" Angle Grinder 2 Abrasive Wheels, Wrench, 2 Carbon Brushes.

**2 YEARS OF WARRANTY AND FREE MAINTENANCE**





## JIG SAWS

## PRO-SC400 VARIABLE SPEED JIG SAW

Jig Saw for a variety of applications, variable speed with 400W motor.

- SOFT-GRIP HANDLE FOR COMFORTABLE EXTENDED USE
- ADJUSTABLE BLADE BEVEL CUTTING 0-45° DEGREE
- U AND T-SHANK
- SWITCH LOCK-ON FOR CONTINUOUS USE WITH VARIABLE SPEED DIAL

MODEL: PRO-SC400  
VOLTAGE: 120V / 60HZ  
AMPERAGE: 3.5 AMP  
POWER: 400W  
SPEED: 800-3000CPM  
BEVEL CUT: 0-45°  
CUTTING CAPACITY: 55 MM (WOOD)  
6 MM (METAL)  
CORD: 6.5 FT



**INCLUDES:** Jig Saw, 1 Wood Blade, Wrench. Steel Base.

## ORBITAL LASER JIG SAW PRO-SC800KIT

Jig Saw with a powerful 800W motor that provides enough power to complete the most demanding jobs with integrated laser.



MODEL: PRO-SC800KIT  
VOLTAGE: 120V / 60HZ  
AMPERAGE: 7.0 AMP  
POWER: 800W  
SPEED: 800-3000CPM  
BEVEL CUT: 0-45°  
CUTTING CAPACITY: 100 MM (WOOD)  
10 MM (METAL)  
CORD: 6.5 FT

- ADJUSTABLE BLADE BEVEL CUTTING 0-45° DEGREE
- INTEGRATED LASER FOR HIGHER PRECISION CUTTING
- U AND T-SHANK
- SWITCH LOCK-ON FOR CONTINUOUS USE WITH VARIABLE SPEED DIAL



**INCLUDES:** Laser Orbital Cutting Saw. 5 wood cutting blades, 5 metal cutting blades, steel base.

**2 YEARS OF WARRANTY AND FREE MAINTENANCE**



## PRO-SC600 JIG SAW WITH LASER GUIDE

Jig Saw with a powerful 600W motor that provides enough power to complete the most demanding jobs.

MODEL: PRO-SC600  
VOLTAGE: 120V / 60HZ  
AMPERAGE: 5.5 AMP  
POWER: 600 W  
SPEED: 500-3000RPM  
CUTTING CAPACITY: 65 MM  
WEIGHT: 7.9 LBS



- ↑  
+ LOCK-ON BUTTON FOR CONTINUOUS USE
- + ON/OFF SWITCH WITH VARIABLE SPEED CONTROL
- + 4 POSITION ORBITAL ACTION
- + ALUMINUM FIRM BASE FOR MORE STABLE OPERATION
- + VARIABLE SPEED  
↓



**USO PROFESIONAL / INDUSTRIAL**  
PROFESIONAL / INDUSTRIAL USE

**INCLUDES:** Jig Saw, 2 pcs Blades (Wood and Aluminum)



**2 YEARS OF WARRANTY AND FREE MAINTENANCE**



**CIRCULAR SAW  
TABLE SAW  
SLIDING MITER SAW**



## PRO-SC1500 7 1/4" (185MM) CIRCULAR SAW WITH LASER GUIDE

Powerful 1500W Circular Saw provides enough power to complete even the most demanding tasks. Includes latest generation Laser for optimum cutting precision.

- 1500W MOTOR, IDEAL FOR MOST CUTTING APPLICATIONS
- LASER GUIDE FOR ADDED ACCURACY
- ERGONOMIC HANDLE, FOR GREATER COMFORT AND CONTROL
- EASY BEVELING FOR ANGLE CUTTING
- RETRACTABLE GUARD

MODEL: PRO-SC1500  
VOLTAGE: 120V / 60HZ  
AMPERAGE: 13.0 AMP  
POWER: 1500W  
SPEED: 5500 RPM  
DIAMETER: 7 1/4" (185MM)  
WEIGHT: 9.9 LB  
CORD: 6.5 FT



**INCLUDES:** Circular Saw with Laser, Wrench, 2 Carbon Brushes, 1 Saw Blade (Wood).

## PRO-SB1800 10" (254MM) TABLE SAW

10" Table Saw with powerful 1800W motor for heavy duty work.



MODEL: PRO-SB1800  
VOLTAGE: 120V / 60HZ  
AMPERAGE: 15.5 AMP  
POWER: 1800W  
SPEED: 5000 RPM  
BLADE DIAMETER: 10"  
SIZE SPINDLE: 5/8"  
CUTTING DEPTH AT 90°: 3.5" (89 MM)  
CUTTING DEPTH AT 45°: 2.4" (60 MM))  
WEIGHT: 46.2 LB  
CORD: 6.5 FT

- QUICK MOUNT BLADE GUARD
- SELF-ALIGNING CUTTING GUIDE
- FRONT KNOBS FOR TILT AND BLADE HEIGHT CONTROL
- EXCELLENT STABILITY WITH REINFORCED STAND
- IDEAL SIZE BENCH FOR WORK

**INCLUDES:** 10" Table Saw, Wrench, Cutting Guide, Angular Scale, 1 X 10" Saw Blade (Wood)

**2 YEARS OF WARRANTY AND FREE MAINTENANCE**

## PRO-SI1800 SLIDING MITER SAW

10" Sliding Miter Saw with powerful 1800W motor for heavy duty work.

USO PROFESIONAL / INDUSTRIAL

PROFESIONAL / INDUSTRIAL USE

1800W POWERFUL MOTOR AND STRONG CUTTING CAPACITY

SLIDING MITER SAW

LASER LINE GUIDE FOR FAST AND ACCURATE CUTS

CLICK PAUSES AT 0°, 15°, 22.5°, 30° AND 45° AS SETTINGS QUICK FOR COMMON MITER

WOOD CLAMP AND EXTENSION BARE INCLUDED

WITH SLIDING ATTACHED FENCES

MODEL: PRO-SI1800  
VOLTAGE: 120V / 60HZ  
AMPERAGE: 13 AMP  
POWER: 2000W  
SPEED: 5000 RPM  
BLADE DIAMETER:  
10" (Ø255MM) X Ø30MM X 24 TEETH  
CUTTING CAPACITY:  
0° X 0°: 70X305 MM  
45° X 0°: 70X215 MM  
0° X 45°: 40X305 MM  
45° X 45°: 40X215 MM



**INCLUDES:** Sliding Miter Saw. Dust bag. Blade Wrench. 2 pcs Extension Bar. Wood Clamp.

## BRUSHLESS MINI CHAIN SAW PRO-MI840

8 and 6-inch cordless mini chainsaw without brushes, with a power of 840W, allowing for a chain speed of 9 m/s. Includes 5 accessories + 2 sheets and chains of 8" and 6".

MODEL: PRO-MI840  
VOLTAGE / FREQUENCY: 120 V / 60 Hz  
POWER: 840 W / 7 AMP  
CHAIN SPEED: 9M/s  
BATTERY: 21V / 2.0 Ah  
CHARGER: 110V AC 60HZ

AUTOMATIC LUBRICATION BUTTON FOR THE CHAIN

6" AND 8" BLADES ARE BI-MECHANICAL FOR ADJUSTMENT

BRUSHLESS FOR BETTER TOOL PERFORMANCE

INCLUDES 6" AND 8" CUTTING BLADES AND CHAIN

21V EACH, 2 BATTERIES

INCLUDE / INCLUDES  
**2 BATTERIES / BATERIAS**

**INCLUDE:** Mini chain saw, 2 Batteries, 8 Inch Blade, 6 Inch Blade, (2) 8 Inch Chain, (2) 6 Inch Chain, Pair of Gloves, Safety Glasses, Brush

**2 YEARS OF WARRANTY AND FREE MAINTENANCE**





**SANDERS / ROUTER**

## PRO-LO180KIT 1/4 SHEET GRIP SANDER

1/4 Sheet Palm Grip Sander with dust extraction for best performance.



- 180W MOTOR FOR SUPERIOR PERFOR
- SOFT-GRIP HANDLE FOR COMFORTABLE EXTENDED USE
- DUST BAG FOR CLEANER WORKING AREA
- DUST-SEAL ON/OFF SWITCH

MODEL: **PRO-LO180KIT**  
 VOLTAGE / FREQUENCY: **120V / 60HZ**  
 AMPERAGE: **1.5 AMP**  
 POWER: **180 W**  
 SPEED: **13000 OPM**  
 WEIGHT: **2.42 LB**  
 CORD: **6.5 FT**



**INCLUDES:** 1/4 Sheet Palm Grip Sander, Dust bag, sandpaper:  
 (5 pcs.) g 80 - (5 pcs.) g 120 - (5 pcs.) g 180 - (5 pcs.) g 240

## PRO-LO300KIT 1/2 SHEET GRIP SANDER

1/2 Sheet Sander with dust extraction for best performance.



- 300W MOTOR FOR SUPERIOR PERFORMANCE
- SOFT-GRIP HANDLE FOR COMFORTABLE EXTENDED USE
- DUST BAG FOR CLEANER WORKING AREA
- SWITCH LOCK-ON FOR CONTINUOUS USE WITH VARIABLE SPEED DIAL
- SPRING LOADED PAPER CLAMP TO HOLD SAND PAPER FIRMLY IN PLACE
- ALUMINUM BASE
- VARIABLE SPEED

MODEL: **PRO-LO300KIT**  
 VOLTAGE / FREQUENCY: **120V / 60HZ**  
 AMPERAGE: **2.5 AMP**  
 POWER: **300W**  
 SPEED: **6000-12000 OPM**  
 WEIGHT: **4.53LB**  
 CORD: **6.5FT**



**INCLUDE:** 1/2 Sheet Palm Grip Sander, Dust bag, sandpaper:  
 (5 pcs.) g 80 - (5 pcs.) g 120 - (5 pcs.) g 180 - (5 pcs.) g 240



## PRO-LO200 1/4 SHEET GRIP SANDER

1/4 Sheet Palm Grip Sander with 20 sandpaper g 80.

200W MOTOR FOR SUPERIOR PERFORMANCE

SOFT-GRIP HANDLE FOR COMFORTABLE EXTENDED USE

DUST-SEAL ON/OFF SWITCH

MODEL: PRO-LO200  
VOLTAGE: 120V / 60HZ  
AMPERAGE: 1.7 AMP  
POWER: 200W  
SPEED: 14.000OPM



**INCLUDES:** 1/4 Sheet Palm Grip Sander, 20 pcs Sandpaper g 80.

## PRO-RT1600 ELECTRIC ROUTER

Powerful electric router with variable speed and precise adjustment for higher performance.



MODEL: PRO-RT1600  
VOLTAGE: 120V / 60HZ  
AMPERAGE: 14.4 AMP  
POWER: 1600W  
SPEED: 8000-30000 RPM  
PLUNGE STROKE: 0-40MM  
WEIGHT: 7.9 LBS  
CORD: 6.5 FT



VARIABLE SPEED  
8000-3000RPM



WITH SOFT START



LOCK-OFF BUTTON



ACCURATE ADJUSTMENT

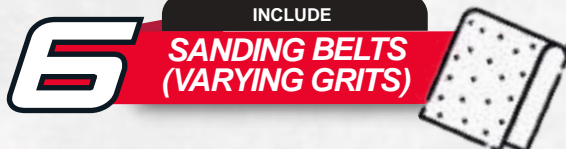
**INCLUDES:** Electric Router. 2 Leaders. Center Awls. Wrench. Bow Compass. 8mm Collet and 12mm Collet.

**2 YEARS OF WARRANTY AND FREE MAINTENANCE**

## BELT SANDER WITH DUSTBAG PRO-LB850KIT

The variable-speed belt sander's ergonomic design guarantees a pleasant grip during extended operation.

MODEL: PRO-LB850KIT  
VOLTAGE / FREQUENCY: 120V / 60HZ  
AMPERAGE: 2.5 AMP  
POWER: 850W  
NOMINAL SPEED: 400-1200M/MIN  
VARIABLE SPEED : YES  
BANDWIDTH SIZE: 3X21  
CABLE: 2 M



INCLUDE

**SANDING BELTS  
(VARYING GRITS)**

**USO PROFESIONAL / INDUSTRIAL**  
PROFESSIONAL / INDUSTRIAL USE

VARIABLE SPEED PROVIDES MORE CONTROL OVER YOUR FINISHES

ERGONOMIC DESIGN FOR EXTENDED WORK SESSIONS

A DUST BAG CAN HELP KEEP YOUR WORKSPACE CLEAN



**INCLUDE:** Dust bag, Belt sanders: (2 pzas.) grain 60, (2 pzas.) grain 80, (2 pzas) grain 120,

**2 YEARS OF WARRANTY AND FREE MAINTENANCE**





## HEAT GUNS

## **PRO-PC1200 HEAT GUN**

1200W Heat Gun, 2 temperature ranges, easy to use in variety of applications.

- HANDLE FOR COMFORTABLE  
EXTENDED USE
- THREE POSITION  
ROCKER SWITCH
- LIGHT & COMFORTABLE

**MODEL: PC1200**  
**VOLTAGE: 120V / 60HZ**  
**AMPERAGE: 10.3 AMP**  
**POWER: 1200W**  
**NUMBER OF TEMPERATURES: 2**  
**TEMPERATURE: 250 - 450 °C**  
**CORD: 6.5 FT**



**INCLUDE:** Heat Gun

## **PRO-PC1500KIT HEAT GUN WITH ACCESSORIES**

1500W heat gun, 2 temperature ranges, easy to use in variety of applications.



**MODEL: PC1500KIT**  
**VOLTAGE: 120V / 60HZ**  
**AMPERAGE: 13.0 AMP**  
**POWER: 1500W**  
**NUMBERS OF TEMPERATURES: 2**  
**TEMPERATURE: 250 - 450 °C**  
**CORD: 6.5 FT**  
**WEIGHT: 2.97 LB**

- SOFT-GRIP HANDLE FOR  
COMFORTABLE EXTENDED USE
- THREE POSITION ROCKER SWITCH
- STABILIZING ALUMINUM STAND
- 2 TEMPERATURE SETTINGS
- AIR VENTS FOR OPTIMUM  
CONTINUOUS USE
- SUITCASE WITH ACCESSORIES

**INCLUDES:** Heat Gun, 10 Accessories and Case.

**2 YEARS OF WARRANTY AND FREE MAINTENANCE**





# CAULKING GUN

## CORDLESS CAULKING GUN PRO-PC21

Powerful cordless caulking gun with 250 kg of pressure for pushing high-viscosity materials and an LED light for low-light areas.



250 KG OF THRUST FORCE, IDEAL FOR HIGH-VISCOSITY MATERIALS

AUTOMATIC PRESSURE RELEASE TO PREVENT LEAKS

QUICK RELEASE ROD FOR RELOADING

HYBRID STRUCTURE BETWEEN METAL AND PLASTIC FOR GREATER PERFORMANCE

HIGH BRIGHTNESS LED LIGHT



**INCLUDE:** Caulking Gun, Caulking Tool, (4) Knife Heads, (3) Nozzle Adapter, 2 Batteries.



**2 YEARS OF WARRANTY AND FREE MAINTENANCE**





# PRESSURE WASHER

## PRO-H1400KIT PRESSURE WASHER



- ↑ SPRAY GUN WITH ADJUSTABLE SPRAY NOZZLE
- ↑ 16.5 FT WATER OUTLET PRESSURE GUN
- ↑ 16.5 FT WATER HOSE AND POWER CORD
- ↑ MAXIMUM PRESSURE 100 BAR / 1450 PSI
- ↓ INTEGRATED DETERGENT CONTAINER

MODEL: PRO-H1400KIT  
 VOLTAGE: 120V / 60HZ  
 AMPERAGE: 12.8 AMP  
 POWER: 1400W  
 RATED FLOW: 1.5 GAL/MIN  
 MAX PRESSURE: 1450 PSI / 100 BAR  
 AUTO STOP: YES  
 HOSE: 16.5 FT  
 CORD: 16.5 FT

**1/2" ADAPTADOR**  
 HOSE ADAPTER  
 INCLUIDO / INCLUDED



**INCLUDES:** Gun, Hose, Adjustable Lance, Hose Connector to Water Inlet.

## PRESSURE WASHER WITH SOAP BOTTLE PRO-H1600



MODEL: PRO-H1600  
 VOLTAGE / FRECUENCIA: 120V / 60HZ  
 AMPERAGE: 13.5 AMP  
 POWER: 1600W  
 NOMINAL FLOW: 5,2 L/MIN  
 MAXIMUM PRESSURE: 1900 PSI / 131 BAR  
 AUTOMATIC SHUTDOWN: YES  
 HOSE: 5 M  
 CABLE: 5 M

- ↑ ADJUSTABLE LANCE
- ↑ ADVANCED PUMP
- ↑ INCLUDE 2 CONNECTORS
- ↑ INCLUDES SOAP DISPENSER
- ↑ ITS COMPACT AND PORTABLE DESIGN ALLOWS IT TO BE TAKEN ANYWHERE
- ↑ OVERHEATING PROTECTION SYSTEM

**INCLUDE:** Pressure washer, adjustable lance, soap tank, water filter, pressure hose, cleaning wire for nozzle, 2 connection adapters.

**2 YEARS OF WARRANTY AND FREE MAINTENANCE**



## CORDLESS PRESSURE WASHER PRO-HI20KIT

Wireless and modern, with convenient storage and charging options. Quick attachment with accessories, simple to construct and operate.



**INCLUDE:** Wireless pressure gun, 2 batteries 20V, battery charger, 2 connection adapters, pressure hose, 5-in-1 multifunction adapter, cleaning wire for nozzle, storage bag, soap tank, pressure extension lance.



MODEL: PRO-H2000  
VOLTAGE: 120V / 60HZ  
AMPERAGE: 17.2 AMP  
POWER: 2000W  
RATED FLOW: 1.8 GAL/MIN  
MAX PRESSURE: 2175 PSI / 150 BAR  
AUTO STOP: YES  
HOSE: 16.5 FT  
CORD: 16.5 FT

## PRO-H2000 PRESSURE WASHER

- + BUILT-IN DETERGENT TANK
- + WHEELS AND HANDLE FOR EASY MOVEMENT
- + REINFORCED POLYURETHANE HOSE AND HOSE REEL
- + MAXIMUM PRESSURE 150 BAR / 2175 PSI
- + INDUCTION MOTOR

1/2" ADAPTADOR HOSE ADAPTER  
INCLUIDO / INCLUDED

USO PROFESIONAL / INDUSTRIAL  
PROFESIONAL / INDUSTRIAL USE

**INCLUDES:** Gun, Hose, Soap Dispenser, Adjustable Lance, Hose Connector to Water Inlet.

**2 YEARS OF WARRANTY AND FREE MAINTENANCE**



## PRO-H1800KIT PRESSURE WASHER



WHEELS AND HANDLE  
FOR EASY MOVEMENT

MAXIMUM PRESSURE 140 BAR / 2030 PSI

16.5FT WATER HOSE AND POWER CORD

SPRAY GUN WITH ADJUSTABLE  
SPRAY NOZZLE



MODEL: PRO-H1800KIT  
VOLTAGE: 120V / 60HZ  
AMPERAGE: 15.5 AMP  
POWER: 1800W  
RATED FLOW: 1.8 GAL/MIN  
MAX PRESSURE: 2030 PSI / 140 BAR  
AUTO STOP: YES  
HOSE: 16.5 FT  
CORD: 16.5 FT



**3/4" ADAPTADOR**  
HOSE ADAPTER  
INCLUIDO / INCLUDED



**INCLUDES:** Gun, Hose, Adjustable Lance, Hose Connector to Water Inlet.



**2 YEARS OF WARRANTY AND FREE MAINTENANCE**





## AIR COMPRESSORS

## PRO-CP24 AIR COMPRESSOR

Powerful compressor with a modern and practical design for easy grip and movement.  
Pump designed to get the best performance through oil lubrication.

- OVERLOAD PROTECTOR
- PISTON PUMP OIL LUBRICATED
- INTERNAL & EXTERNAL PRESSURE REGULATOR
- SAFETY VALVE
- 6.3-GAL CAPACITY
- CONDENSED WATER DRAIN VALVE

MODEL: PRO-CP24  
VOLTAGE: 120V / 60HZ  
AMPERAGE: 13.0 AMP  
POWER: 2HP MÁX  
SPEED: 3450RPM  
PRESSURE: 8 BAR / 116PSI  
TANK SIZE: 6.3 GAL  
WEIGHT: 57 LB  
CORD: 5 FT



**INCLUDES:** Compressor, Wheels, Wheels Assembly, Air Filter, Breath Pipe, Manual.

**CAUTION:** Transport Vertically to Avoid Oil Spills.

## PRO-CP50 AIR COMPRESSOR

Powerful compressor with a modern and practical design for easy grip and movement.  
Pump designed to get the best performance through oil lubrication.



MODEL: PRO-CP50  
VOLTAGE: 120V / 60HZ  
AMPERAGE: 13.0 AMP  
POWER: 2HP MÁX  
SPEED: 3450RPM  
PRESSURE: 8 BAR / 116 PSI  
TANK SIZE: 13 GAL  
WEIGHT: 79.3 LB  
CORD: 5 FT

- OVERLOAD PROTECTOR
- PISTON PUMP OIL LUBRICATED
- INTERNAL & EXTERNAL PRESSURE REGULATOR
- SAFETY VALVE
- 13-GAL CAPACITY
- TRAVEL WHEELS

**INCLUDES:** Compressor, Wheels, Wheels Assembly, Air Filter, Breath Pipe, Manual.

**CAUTION:** Transport vertically to avoid oil spills.





## WET DRY VACUUM CLEANER

## **PRO-AS10L WET / DRY VAC**

Great suction and ash absorption capacity and blower function. Large capacity multi-function vacuum cleaner, can be used in many places.

- CLEANING ON WET SURFACES  
CARPETS AND GAPS
- BLOW FUNCTION
- ACCESSORIES STORAGE
- CABLE STORAGE

**MODEL: PRO-AS10L**  
**VOLTAGE: 120V / 60HZ**  
**AMPERAGE: 8.5 AMP**  
**POWER: 1000 W**  
**DUST CAPACITY: 3 GAL**  
**VACUUM PRESSURE (KPA): 15 ± 1.5**  
**NOISE (DB(A)): 82 ± 2**  
**WEIGHT: 11 LBS**  
**CORD: 7.5 FT**



**INCLUDES:** Vacuum. Flexible hose. Wet/Dry Brush. 2 in 1 Small Brush. Extension 3 Pipe (Plastic). HEPA Filter.

## **PRO-AS25L WET / DRY VAC**

Great suction and ash absorption capacity. With drainage device and blower function. Large capacity multi-function vacuum cleaner, can be used in many places.

**MODEL: PRO-AS25L**  
**VOLTAGE: 120V / 60HZ**  
**AMPERAGE: 10.3 AMP**  
**POWER: 1200 W**  
**DUST CAPACITY: 7 GAL**  
**VACUUM PRESSURE (KPA): 16 ± 1.5**  
**NOISE (DB(A)): 77 ± 2**  
**WEIGHT: 17.6 LBS**  
**CORD: 15 FT**

- CLEANING ON WET SURFACES,  
CARPETS AND GAPS
- DRAINAGE DEVICE
- BLOW FUNCTION
- ACCESSORIES STORAGE
- CABLE STORAGE



**INCLUDES:** Vacuum. Flexible hose. Small brush. Dusting Brush. Wet/Dry Brush. HEPA Filter. 2 Extension Wands. Crevice nozzle.



## PRO-AS35L WET / DRY VAC

Great suction and ash absorption capacity with drainage device and blower function. Large capacity multi-function vacuum cleaner can be used in many places.

MODEL: PRO-AS35L  
VOLTAGE: 120V / 60HZ  
AMPERAGE: 10.3 AMP  
POWER: 1200 W  
DUST CAPACITY: 10 GAL  
VACUUM PRESSURE (KPA):  $17 \pm 1.5$   
NOISE (DB(A)):  $74 \pm 2$   
WEIGHT: 24.2LBS  
CORD: 18 FT



### USO PROFESIONAL / INDUSTRIAL

PROFESSIONAL / INDUSTRIAL USE



- ACCESSORIES STORAGE
- CLEANING ON WET SURFACES, CARPETS AND GAPS
- DRAINAGE DEVICE
- BLOW FUNCTION
- DUST BAG AVAILABLE
- CABLE STORAGE



**INCLUDES:** Vacuum. Flexible hose. Small brush. Dusting Brush. Wet/Dry Brush. HEPA Filter. 2 Extension Wands. Corner nozzle.



**2 YEARS OF WARRANTY AND FREE MAINTENANCE**



# HAND TOOLS





## PROMAKER INFINITE WARRANTY FOR HAND TOOLS

**Promaker Tools Corp.** Warranties its hand tools against defects in materials and workmanship work used in its manufacture.

### The application of the Infinite Guarantee is for:

- Cover any type of failure that a tool may suffer during daily operation or routine that does not require great efforts for its application.
- Replace the tool as soon as possible so that the customer does not lose their purchase investment.
- The application for changing the tool must be evaluated by authorized personnel familiarized with the use of the tool.

### When does the Infinite Guarantee not apply?

#### Not applicable if:

- The tool is used under conditions other than the purpose of its application.
- The tool presents alterations or modifications to the manufacturing design.
- The tool shows clear signs of intervention by unauthorized and/or qualified personnel.
- If the tool was stored in conditions that compromised its integrity, such as: excessive exposure to humidity, heat, or any other that affects the materials used in its manufacture.

**All types of accessories linked or not are exempt from the Infinite Warranty request with a tool, such as:**

- Cutting tool blades (retractable blades, reamers, etc.).
- Saw blades.

**FOR MORE INFORMATION VISIT [WWW.PROMAKERTOOLS.COM](http://WWW.PROMAKERTOOLS.COM)**



## KNIVES



### SNAP-OFF KNIFE

- LIGHTWEIGHT AND ECONOMICAL SNAP-OFF BLADE KNIFE.
- WORKS WITH MOST LIGHT-WEIGHT APPLICATIONS.
- TIP IN USE CAN BE REMOVED WITH THE SNAPPER AT THE END-CAP OF THE KNIFE.
- HIGH-IMPACT ABS HOUSING.
- POCKET CLIP INCLUDED ON THE 9MM SNAP-OFF KNIFE.

MODEL	MM
PRO-CU105	9



### SNAP-OFF KNIFE BLADE (10 PIECES)

- RAZOR-SHARP TEMPERED SK5 BLADE.
- FITS MOST 9MM / 18MM SNAP-OFF KNIVES BLADE.

MODEL	MM
PRO-CU204	18



### GENERAL USE RETRACTABLE ALUMINUM UTILITY KNIFE

- ALUMINUM ALLOY CONSTRUCTION.
- RETRACTABLE BLADE FOR MORE SAFETY.
- 3 POSITION LOCKING BLADE.
- 3 PCS BLADE INCLUDED.

MODEL	MM
PRO-CU106	61



### QUICK-OPEN RETRACTABLE UTILITY KNIFE

- DIE-CAST ALUMINUM BODY WITH COMFORT GRIP.
- TWINE CUTTER NOTCH IN HANDLE.
- BLADES LOCKS IN 3 EXTENDED POSITIONS OR FULLY CLOSED.
- 1 PC EXTRA BLADE STORED IN HANDLE.
- HINGE MECHANISM FOR EASY LINKS.

MODEL	MM
PRO-CU110	61



### UTILITY KNIFE BLADE (10 PIECES)

- REGULAR-DUTY UTILITY BLADE FOR LIGHT SHEET MATERIALS, PAPER AND CARDBOARD
- FITS MOST STANDARD UTILITY KNIV.
- SK5 BLADE.

MODEL	MM
PRO-CU203	61



### MINI SCRAPER 1.13 / 16

- IDEAL FOR SCRAPING IN HARD-TO-REACH PLACES.
- LIGHTWEIGHT AND ECONOMICAL PLASTIC BLADE SCRAPER.
- USE STANDARD SINGLE-EDGED BLADE.

MODEL	MM
PRO-CU804	228

## PUTTY KNIFE



### PUTTY KNIFE

- CARBON STEEL BLADE
- POLYPROPYLENE HANDLE FOR ENHANCED STRENGTH AND DURABILITY

MODEL	IN
PRO-EP002	2"
PRO-EP003	3"
PRO-EP004	4"



**INFINITE  
WARRANTY**  
GARANTÍA INFINITA



## SCISSORS AND BOLT CUTTER



### 10"/12" TIN SNIPS

- DROP FORGED STEEL.
- PRECISION GROUND BLADES.
- LARGE HANDLE LOOPS.
- DOUBLE DIPPED GRIP HANDLE.

MODEL	IN
PRO-TJ304	10"
PRO-TJ305	12"



### RIGHT CUT AVIATION TIN SNIP

- SHARP CUTTING EDGES PREVENT MATERIAL SLIPPAGE DURING USE.
- COMPOUND CUTTING DESIGN CUTS UP TO 18-GAUGE STEEL. ALSO IDEAL FOR CUTTING ALUMINUM, VINYL SIDING, SCREENING, CARDBOARD, LEATHER AND COPPER.
- SLIP RESISTANT BI-MATERIAL CUSHION GRIP.

MODEL
PRO-TJ406



### LEFT CUT AVIATION TIN SNIP

- SHARP CUTTING EDGES PREVENT MATERIAL SLIPPAGE DURING USE.
- COMPOUND CUTTING DESIGN CUTS UP TO 18-GAUGE STEEL. ALSO IDEAL FOR CUTTING ALUMINUM, VINYL SIDING, SCREENING, CARDBOARD, LEATHER AND COPPER.
- SLIP RESISTANT BI-MATERIAL CUSHION GRIP.

MODEL
PRO-TJ407



### STRAIGHT CUT AVIATION TIN SNIP

- SHARP CUTTING EDGES PREVENT MATERIAL SLIPPAGE DURING USE.
- COMPOUND CUTTING DESIGN CUTS UP TO 18-GAUGE STEEL. ALSO IDEAL FOR CUTTING ALUMINUM, VINYL SIDING, SCREENING, CARDBOARD, LEATHER AND COPPER.
- SLIP RESISTANT BI-MATERIAL CUSHION GRIP.

MODEL
PRO-TJ408



### HEDGE SHEARS

- WOODEN HANDLE
- POLISHED SHEET

MODEL	IN
PRO-TJ509	20"



### BOLT CUTTER

- DROP FORGED CHROME MOLYBDENUM STEEL JAW.
- IDEAL FOR CUTTING BOLTS, RODS, RIVETS AND CHAIN.
- STRONG TUBULAR HANDLE WITH RUBBER GRIPS.

MODEL	IN	MM
PRO-CZ314	14"	355
PRO-CZ315	18"	457
PRO-CZ316	24"	610
PRO-CZ317	30"	763

## MULTI-PURPOSE PLIERS

### 12 IN 1 METAL HANDLE MULTI-PURPOSE PLIERS

- COMPACT FOLDING DESIGN FOR CONVENIENT STORAGE AND TRANSPORTATION.
- STAINLESS STEEL BLADES AND TOOLS.
- MULTI-FUNCTIONAL FOR ALL BASIC APPLICATIONS.

MODEL
PRO-AL561



**INFINITE  
WARRANTY**  
GARANTÍA INFINITA

## HACKSAWS

### ADJUSTABLE HACKSAW FRAME

- ADJUSTABLE TO 8" (200MM), 10" (250MM), 12" (305MM).
- ERGONOMIC GRIP DESIGN.
- QUICK-RELEASE, BLADE CHANGING MECHANISM.

MODEL	IN	MM
PRO-AS108	12"	305

### PROFESSIONAL HACKSAW

- ALUMINUM ALLOY FRAME.
- ADJUSTABLE TENSION.
- ERGONOMICALLY DESIGNED GRIP.
- ALLOWS POSITIONING OF THE BLADE AT 55° AND 90° FOR MORE VERSATILITY.
- CLOSED HANDLE FOR STRENGTH AND CONTROL.
- QUICK-RELEASE BLADE CHANGING MECHANISM.

MODEL	IN	MM
PRO-AS109	12"	305

### HAND SAWS

- 7 TPI, PUNCHED TEETH.
- 65 MN SPRING STEEL.

MODEL	IN	MM
PRO-SE218	16"	406
PRO-SE219	18"	457
PRO-SE220	20"	508
PRO-SE221	22"	559

## BASIC SCREWDRIVERS

### CABINET TIP

- CHROME-VANADIUM BLADE.
- BLACK MAGNETIC TIP.
- ERGONOMIC COMFORT GRIP HANDLE.

MODEL	IN	MM
PRO-DS118	3/16 X 3"	5 X 75
PRO-DS120	3/16 X 6"	5 X 150

### SLOTTED SCREWDRIVER

- CHROME-VANADIUM BLADE.
- BLACK MAGNETIC TIP.
- ERGONOMIC COMFORT GRIP HANDLE.

MODEL	IN	MM
PRO-DS124	1/4 X 4"	6 X 100
PRO-DS125	1/4 X 6"	6 X 150

### PHILLIPS SCREWDRIVER

- CHROME-VANADIUM BLADE.
- BLACK MAGNETIC TIP.
- ERGONOMIC COMFORT GRIP HANDLE.

MODEL	IN
PRO-DS139	#1 X 4"
PRO-DS144	#2 X 4"

### BASIC SCREWDRIVER SET

- 4 PIECES SCREWDRIVER SET.
- STANDARD TIP SCREWDRIVER 1/4 X 4".
- PHILLIPS TIP SCREWDRIVER #2 X 4".

MODEL
PRO-DS190



**INFINITE  
WARRANTY**  
GARANTÍA INFINITA



## BASIC SCREWDRIVER SET



### BASIC SCREWDRIVER SET

- 6 PIECES SCREWDRIVER SET:
- STANDARD TIP SCREWDRIVER 1/4 X 4".
- STANDARD TIP SCREWDRIVER 1/4 X 6".
- CABINET TIP SCREWDRIVER 3/16 X 3".
- CABINET TIP SCREWDRIVER 3/16 X 6".
- PHILLIPS TIP SCREWDRIVER #1 X 4".
- PHILLIPS TIP SCREWDRIVER #2 X 4".

**MODEL**  
**PRO-DS191**



### 4 PCS BASIC SCREWDRIVER SET

- MADE FROM THE HIGHEST QUALITY CR-V ALLOY
- SLOTTED: 1/4X6" (6X150MM) 1/4X4" (6X100MM)
- PHILLIPS: #2 X 6" (#2X150MM) (#1X150MM)

**MODEL**  
**PRO-DS292**



### 20 PIECES BASIC SCREWDRIVER SET

- 20 PIECES:
- 12 PIECES SCREWDRIVER
- SLOTTED: 6X150MM 6X100MM 5X100MM 5X75MM 3X50MM 6X38MM
- PHILLIPS: PH2X150MM PH2X100MM PH1X100MM PH1X75MM PH0X50MM PH2X38MM
- 2 PIECES OFFSET SCREWDRIVERS
- 6 PIECES PRECISION SCREWDRIVERS

**MODEL**  
**PRO-DS400**

## PRO SCREWDRIVER SET



### TORX SCREWDRIVER SET

- 4 PIECES TORX SCREWDRIVER SET:
- TORX TIP SCREWDRIVER T15.
- TORX TIP SCREWDRIVER T20.
- TORX TIP SCREWDRIVER T25.
- TORX TIP SCREWDRIVER T30.

**MODEL**  
**PRO-DS295**



### SCREWDRIVER SET

- 6 PIECES MAGNETIC TIP SCREWDRIVER SET:
- STANDARD TIP SCREWDRIVER 1/4" X 4".
- STANDARD TIP SCREWDRIVER 1/4" X 6".
- CABINET TIP SCREWDRIVER 3/16" X 4".
- CABINET TIP SCREWDRIVER 3/16" X 6".
- PHILLIPS TIP SCREWDRIVER # 1 X 4".
- PHILLIPS TIP SCREWDRIVER # 2 X 4".

**MODEL**  
**PRO-DS293**

## PRO SCREWDRIVER



### SLOTTED SCREWDRIVER

- CHROME-VANADIUM BLADE.
- BLACK MAGNETIC TIP.
- ERGONOMIC COMFORT GRIP HANDLE.

MODEL	IN	MM
PRO-DS201	1/4 X 1-1/2"	6 X 40
PRO-DS203	1/8 X 4"	3 X 100
PRO-DS204	1/8 X 6"	3 X 100
PRO-DS218	5/16 X 6"	8 X 150



### CABINET TIP SCREWDRIVER

- CHROME-VANADIUM BLADE.
- BLACK MAGNETIC TIP.
- ERGONOMIC COMFORT GRIP HANDLE.

MODEL	IN	MM
PRO-DS207	3/16 X 3"	5 X 75
PRO-DS208	3/16 X 4"	5 X 100
PRO-DS209	3/16 X 6"	5 X 150
PRO-DS210	3/16 X 8"	5 X 200



### PHILLIPS SCREWDRIVER

- CHROME-VANADIUM BLADE.
- BLACK MAGNETIC TIP.
- ERGONOMIC COMFORT GRIP HANDLE.

MODEL	IN	MM
PRO-DS227	1 X 3"	#1x75
PRO-DS228	1 X 4"	#1x100
PRO-DS229	1 X 6"	#1x150
PRO-DS233	2 X 4"	#2x100
PRO-DS234	2 X 6"	#2x150
PRO-DS235	2 X 8"	#2x200
PRO-DS238	3 X 6"	#3x150



### SCREWDRIVER SET

- 10 PIECES MAGNETIC TIP SCREWDRIVER SET
- STANDARD TIP SCREWDRIVER 1/4 X 4"
- STANDARD TIP SCREWDRIVER 1/4 X 6"
- CABINET TIP SCREWDRIVER 1/4 X 1-1/2"
- CABINET TIP SCREWDRIVER 3/16 X 3"
- CABINET TIP SCREWDRIVER 3/16 X 4"
- CABINET TIP SCREWDRIVER 3/16 X 6"
- PHILLIPS TIP SCREWDRIVER #2 X 1-1/2"
- PHILLIPS TIP SCREWDRIVER #1 X 4"
- PHILLIPS TIP SCREWDRIVER #2 X 4"
- PHILLIPS TIP SCREWDRIVER #3 X 6"

**MODEL**  
**PRO-DS294**



### NUT DRIVERS 6 PCS SET

- 3/16" X 3" (5X75 MM)
- 1/4" X 3" (6X75 MM)
- 5/16" X 3" (8X75 MM)
- 3/8" X 3" (10X75 MM)
- 7/16" X 3" (11X75 MM)
- 1/2" X 3" (13X75 MM)

**MODEL**  
**PRO-DS800**



### VDE INSULATED SCREWDRIVER SET WITH TESTER

- 100-500V TESTER
- (-) 3X75MM 4X100MM 6X150MM
- (+) PH0X75MM PH1X100MM PH2X100MM

**MODEL**  
**PRO-DA008**



**INFINITE  
WARRANTY**  
GARANTIA INFINITA



## **OTHER SCREWDRIVERS**



### **PRECISION SCREWDRIVER SET**

- CARBON STEEL BARS WITH BLACK FINISH TO PREVENT CORROSION.
- SIZES:  
SLOTTED: 1.4MM, 2.0MM, 2.4MM, 3.0MM  
PHILLIPS: PH0, PH1

**MODEL**  
**PRO-DS367**



### **MULTI-BITS SCREWDRIVER**

- CHROME-PLATED SHAFT FOR RUST-RESISTANT.
- BI-MATERIAL SOFT-GRIP HANDLE.
- 78MM BIT WITH DOUBLE HEADS OF PH2-1/4".
- 65MM BIT WITH DOUBLE HEADS OF PH1-3/16".

**MODEL**  
**PRO-DS586**

## **HEX KEYS**



### **1.5MM-10MM SHORT HEX KEY SET**

- CHROME-VANADIUM STEEL, HARDENED AND TEMPERED.
- 9 PC METRIC HEX KEYS: 1.5, 2, 2.5, 3, 4, 5, 6, 8 AND 10MM.

**MODEL**  
**PRO-LH014**



### **1.5MM-10MM LONG HEX KEY SET**

- CHROME-VANADIUM STEEL, HARDENED AND TEMPERED.
- 9 PC METRIC HEX KEYS: 1.5, 2, 2.5, 3, 4, 5, 6, 8 AND 10MM.

**MODEL**  
**PRO-LH015**



### **1/16" - 3/8" SHORT HEX KEY SET**

- CHROME-VANADIUM STEEL, HARDENED AND TEMPERED
- 9 PC SAE HEX KEYS: 1/16", 5/64", 3/32", 1/8", 5/32", 3/16", 1/4", 5/16", 3/8".

**MODEL**  
**PRO-LH016**



### **1/16" - 3/8" LONG HEX KEY SET**

- CHROME-VANADIUM STEEL, HARDENED AND TEMPERED.
- 9 PC SAE HEX KEYS: 1/16", 5/64", 3/32", 1/8", 5/32", 3/16", 1/4", 5/16", 3/8".

**MODEL**  
**PRO-LH017**

## PLIERS



### 6" - 8" LONG NOSE PLIERS

- DROP FORGED CARBON STEEL WITH NI-FE COATING FOR DURABILITY.
- BI-MATERIAL COMFORT GRIP HANDLE.

MODEL	IN	MM
PRO-AL001	6"	152
PRO-AL002	8"	203



### 6" DIAGONAL PLIERS

- DROP FORGED CARBON STEEL WITH NI-FE COATING FOR DURABILITY.
- BI-MATERIAL COMFORT GRIP HANDLE.

MODEL	IN	MM
PRO-AL003	6"	152



### 7" DIAGONAL PLIERS

- DROP FORGED CARBON STEEL WITH NI-FE COATING FOR DURABILITY.
- BI-MATERIAL COMFORT GRIP HANDLE.

MODEL	IN	MM
PRO-AL004	7"	178



### 6" - 7" - 8" LINESMAN PLIERS

- DROP FORGED CARBON STEEL WITH NI-FE COATING FOR DURABILITY.
- BI-MATERIAL COMFORT GRIP HANDLE.

MODEL	IN	MM
PRO-AL005	6"	152
PRO-AL091	7"	178
PRO-AL006	8"	203



### 9" LINESMAN PLIERS

- DROP FORGED CARBON STEEL WITH NI-FE COATING FOR DURABILITY.
- BI-MATERIAL COMFORT GRIP HANDLE.

MODEL	IN	MM
PRO-AL092	9"	228



### 6" - 8" SLIP JOINT PLIERS

- DROP FORGED CARBON STEEL WITH NI-FE COATING FOR DURABILITY.
- BI-MATERIAL COMFORT GRIP HANDLE.

MODEL	IN	MM
PRO-AL007	6"	152
PRO-AL008	8"	203



### 6" END CUTTING PLIERS

- DROP FORGED CARBON STEEL WITH NI-FE COATING FOR DURABILITY.
- BI-MATERIAL COMFORT GRIP HANDLE.

MODEL	IN	MM
PRO-AL010	6"	152



### 10" FENCE PLIERS

- DROP FORGED STEEL FOR DURABILITY.
- HEAT TREATED WITH FULLY POLISHED.
- DOUBLE DIPPED GRIP HANDLE FOR COMFORT.
- MATERIAL: CARBON STEEL.

MODEL	IN	MM
PRO-AL338	10"	254



**INFINITE  
WARRANTY**  
GARANTÍA INFINITA



## **PLIERS**



### **9" TOWER PINCER**

- DROP FORGED STEEL FOR DURABILITY.
- HEAT TREATED WITH FULL POLISHED.
- DOUBLE DIPPED GRIP HANDLE FOR COMFORT.
- MATERIAL: CARBON STEEL.
- TWIST AND CUTS WIRE IN CONCRETE BASED CONSTRUCTION AND STEEL REINFORCEMENT APPLICATIONS.

MODEL	IN	MM
PRO-AL339	9"	228



### **8" CARPENTER PINCER**

- DROP FORGED STEEL FOR DURABILITY.
- HEAT TREATED WITH FULLY POLISHED.
- DOUBLE DIPPED GRIP HANDLE FOR COMFORT.
- MATERIAL: CARBON STEEL.
- FOR HEAVY DUTY CARPENTRY JOBS.

MODEL	IN	MM
PRO-AL340	8"	203



### **MULTI-PURPOSE WIRING TOOL**

- STRIPS 10-22 AWG WIRE.
- CUTS AND TRENDS POPULAR BOLTS SIZES.
- CRIMPS INSULATED AND NON-INSULATED TERMINALS.
- PRECISION GROUND STRIPPING, WIRE LOOPING AND BENDING HOLES.
- NON-SLIP CUSHION-GRIP HANDLE.

MODEL
PRO-AL918



### **CIRCLIP PLIERS, EXTERNAL STRAIGHT**

- CHROME-VANADIUM STEEL, FULLY POLISHED, BLACK FINISH.
- DIPPED GRIP HANDLE.

MODEL
PRO-AL247



### **CIRCLIP PLIERS, EXTERNAL BENT**

- CHROME-VANADIUM STEEL, FULLY POLISHED, BLACK FINISH.
- DIPPED GRIP HANDLE.

MODEL
PRO-AL248



### **CIRCLIP PLIERS, INTERNAL STRAIGHT**

- CHROME-VANADIUM STEEL, FULLY POLISHED, BLACK FINISH.
- DIPPED GRIP HANDLE.

MODEL
PRO-AL239



### **CIRCLIP PLIERS, INTERNAL BENT**

- CHROME-VANADIUM STEEL, FULLY POLISHED, BLACK FINISH.
- DIPPED GRIP HANDLE.

MODEL
PRO-AL250



### **8" LINESMAN PLIERS**

- DROP FORGED CARBON STEEL WITH FULL POLISHED FOR DURABILITY.
- ERGONOMIC COMFORT GRIP HANDLE

MODEL	IN	MM
PRO-AL156	8"	203



**INFINITE  
WARRANTY**  
 GARANTÍA INFINITA

## PLIERS



### 7"-10" STRAIGHT JAW LOCKING PLIERS

- CHROME-VANADIUM STEEL JAW FOR MAXIMUM DURABILITY.
- QUICK, EASY LOCKING AND RELEASE ACTION.
- IDEAL FOR HOLD FLAT, SQUARE AND HEXAGONAL PIECES.
- GUARDED RELEASE HELPS KEEP WORK FAST AND SAFE.
- TURN SCREW TO ADJUST HOLDING PRESSURE AND FIT WORK.

MODEL	IN	MM
PRO-AL467	7"	178
PRO-AL468	10"	254



### 7" - 10" CURVE JAW LOCKING PLIERS

- CHROME-VANADIUM STEEL JAW FOR MAXIMUM DURABILITY.
- QUICK, EASY LOCKING AND RELEASE ACTION.
- CURVED JAWS EXERT PRESSURE ON FOUR CONTACT POINTS AND CUTTING SURFACE.
- GUARDED RELEASE HELPS KEEP WORK FAST AND SAFE.
- TURN SCREW TO ADJUST HOLDING PRESSURE AND FIT WORK.

MODEL	IN	MM
PRO-AL472	7"	178
PRO-AL473	10"	254



### MULTIPLE SNAP RING PLIER (INTERNAL-EXTERNAL)

- ANTI-CORROSION COATING
- MACHINED JAWS FOR BETTER PERFORMANCE
- MADE FROM BLACKENING STEEL FOR ENHANCES DURABILITY

MODEL
PRO-AL300



### PLIER SET: 8" LONG NOSE PLIER, 7" DIAGONAL PLIER 8" LINESMAN PLIER

- DROP FORGED CARBON STEEL WITH NI-FE COATING FOR DURABILITY.
- BI-MATERIAL COMFORT GRIP HANDLE.

MODEL
PRO-AL502

## VDE PLIERS



### VDE 1000V LINESMAN PLIERS

- NI-FE COATING TO PROTECT AGAINST CORROSION
- MADE WITH CHROME VANADIUM STEEL
- ANTI-SLIP HANDLE FOR A COMFORTABLE GRIP

MODEL	IN	MM
PRO-AA800	8"	203



### VDE 1000V PLIERS SET

- 8" VDE INSULATED LINESMAN PLIERS.
- 6" VDE INSULATED DIAGONAL CUTTING PLIER.
- 6" VDE INSULATED LONG NOSE PLIER.

MODEL
PRO-AA820



**INFINITE  
WARRANTY**  
GARANTIA INFINITA



## HAND RIVETER



### PROFESSIONAL 3 RIVETER INTERCHANGEABLE TIPS

- CHROME MOLYBDENUM JAWS.
- STEEL CONSTRUCTION WITH ERGONOMIC GRIP HANDLE.
- SPRING LOADED HANDLE EJECTS RIVET STEM AUTOMATICALLY.
- FITS RIVET SIZE: 3/32", 1/8", 5/32" AND 3/16".
- ONE WRENCH STORED IN HANDLE.

**MODEL**  
**PRO-RM233**

**IN**  
**10"**

**MM**  
**254**

## STAPLE GUN



### METAL STAPLER FOR LIGHT WORK

- INCLUDE:
  - 1 STAPLE GUN
  - 500 PCS 8X1.2X11.3 STAPLES
  - 500 PCS 12MM STAPLES
  - 500 PCS 14MM BRAD NAILS
  - 1 HANDY STORAGE CASE

**MODEL**  
**PRO-EG232**

## ADHESIVE GUN



### 40W ADHESIVE GUN

- ANTI-SPILL SYSTEM
- 2 FREE GLUE STICKS
- 8-12G PER MINUTE FLOW
- SUITABLE FOR 11MM GLUE STICKS

**MODEL**  
**PRO-PS524**

## MASONRY TROWELS



### SMOOTH FINISHING TROWEL

- CARBON STEEL BLADE
- ERGONOMIC WOODEN HANDLE  
11" LENGTH WIDTH 4-1/2" 115MM

**MODEL**  
**PRO-PA011**

## MALLET



### 20 OZ RUBBER MALLET

- WOOD HANDLE
- TRIPLE JOINT-WOOD (1) / METAL (2)

**MODEL**  
**PRO-MT450**

## HAMMERS

### 16 OZ - 20 OZ CLAW HAMMER WITH TUBULAR HANDLE

- DROP-FORGED CARBON STEEL.
- HEAT-TREATED & FULLY POLISHED FACE.
- COMFORTABLE TUBULAR HANDLE WITH RUBBER GRIP.

MODEL	OZ	G
PRO-MT103	16	454
PRO-MT104	20	568

### 8 OZ - 12 OZ - 16 OZ - 20 OZ CURVED CLAW HAMMER WITH HARDWOOD HANDLE

- DROP-FORGED CARBON STEEL.
- HEAT-TREATED & FULLY POLISHED FACE.
- STRONG HARDWOOD HANDLE CONSTRUCTION.

MODEL	OZ	G
PRO-MT205	8	227
PRO-MT206	12	350
PRO-MT207	16	454
PRO-MT208	20	568

### 16 OZ BALL-PEIN HAMMER WITH HARDWOOD HANDLE

- DROP-FORGED CARBON STEEL.
- HEAT-TREATED & FULLY POLISHED FACE.
- STRONG HARDWOOD HANDLE CONSTRUCTION.

MODEL	OZ	G
PRO-MT115	16	454

### 16 OZ - 20 OZ CLAW HAMMER WITH FIBERGLASS HANDLE

- DROP-FORGED CARBON STEEL.
- FULLY HEAT-TREATED & POLISHED FACE.
- FIBERGLASS HANDLE ABSORBS SHOCK & VIBRATION.
- TEXTURED RUBBER ENSURES A COMFORTABLE, SECURE GRIP.

MODEL	OZ	G
PRO-MT338	16	454
PRO-MT339	20	568

## MEASURE AND LAYOUT TOOLS

### PLASTIC TAPE MEASURE WITH RUBBER COVER

- BI-MATERIAL TAPE MEASURE.
- SELF-LOCKING MECHANISM ALLOWS TO BE EXTENDED SMOOTHLY.
- EASY TO USE THUMB BUTTON.
- PUSH BUTTON RETRIEVAL.

MODEL	FT	MTS
PRO-CT615	10	3
PRO-CT616	16	5

### CHROME PLATING TAPE MEASURE

- STRONG DURABLE BLADE.
- CLASSIC CHROME PLATING WITH IMPACT RESISTANT RUBBERIZED CASE.
- EASY BELT CLIP.

MODEL	FT	MTS
PRO-CT511	10	3
PRO-CT512	16	5



**INFINITE  
WARRANTY**  
GARANTÍA INFINITA



## **MEASUREMENT AND LAYOUT TOOLS**



### **18" - 24" ALUMINUM I-BEAM LEVEL**

- ALUMINUM FRAME.
- SHOCK RESISTANT END CAPS.
- ACRYLIC WINDOWS PROTECT VIALS FROM BREAKAGE.

MODEL	IN	MM
PRO-NV030	18"	457
PRO-NV031	24"	610



### **9" PLASTIC TORPEDO LEVEL**

- DURABLE ACRYLIC VIALS READ PLUMB, LEVEL, 45°.
- TOP READ WINDOW FOR CONVENIENCE.
- RUBBER END CAPS FOR SHOCK-RESISTANT.
- HIGHLY VISIBLE VIALS WITH MAGNETIC BASE.

MODEL	IN	MM
PRO-NV201	9"	229

## **AUTOMOTIVE TOOLS**



### **HARMONIC BALANCER PULLER (13 PCS)**

- HEAVY DUTY FORGER ALLOY STEEL
- HEAT TREATED FINE THREAD CENTER BOLT
- EASILY PULLS BALANCER WITHOUT DAMAGING PULLEY, SHAFT OR BALANCER.

**MODEL**  
**PRO-HA005**



### **SCREW EXTRACTOR SET (5 PCS)**

- MADE FROM DURABLE, HIGH-GRADE STEEL.
- WORKS WITH VARIOUS DAMAGED SCREWS.
- MAINTAINS SHAPE AFTER MULTIPLE USES.

**MODEL**  
**PRO-HA006**



### **UNIVERSAL OVERHEAD VALVE SPRING COMPRESSOR**

- ALLOWS FOR A FIRM GRIP AND ADJUSTMENT OF THE SPRINGS
- CONSTRUCTED WITH HIGH-QUALITY MATERIALS

**MODEL**  
**PRO-HA007**



### **2-1/8" TO 5" PISTON RING COMPRESSOR**

- HIGH-QUALITY STEEL BAND.
- ANGLED EDGES.
- DOUBLE FRICTION BRAKING MECHANISM.

**MODEL**  
**PRO-HA008**

## AUTOMOTIVE TOOLS



### LUG NUT WRENCH

- SIZE: 11/16" 3/4" 13/16" 7/8"
- MADE FROM HIGH-STRENGTH STEEL FOR DURABILITY.
- DESIGNED FOR EFFORTLESS LOOSENING AND TIGHTENING.
- RESISTANT TO RUST AND CORROSION FOR LONGEVITY.

**MODEL**  
**PRO-HA009**



### VALVE LAPPER SET

- SIZE: 0.63"-0.81"-1.12"-1.4"
- TURNED HARDWOOD HANDLES WITH FLEXIBLE RUBBER CUPS

**MODEL**  
**PRO-HA010**



### ENGINE CYLINDER HONING TENSION TOOL

- 3 LEGS
- 2"-7" FITS CYLINDERS RANGE
- FLEXIBLE SHAFT

**MODEL**  
**PRO-HA011**



### PAIR OF MAC PHEARSON STRUT SPRING COMPRESSORS

- 10" MAXIMUM OPENING
- HARDENED STEEL CENTER BOLTS
- FORGED STEEL JAWS
- WORK WITH CARS AND LIGHT STRUCK

**MODEL**  
**PRO-HA012**



### PAIR OF UNIVERSAL COIL SPRING COMPRESSORS

- 14" MAXIMUM HANDLE OPENING
- HARDENED STEEL CENTER BOLTS
- FORGED STEEL JAWS
- OPERATE WITH A 1/2-INCH RATCHET

**MODEL**  
**PRO-HA013**



### 3-1/2" TO 7" PISTON RING COMPRESSOR

- HIGH-QUALITY STEEL BAND.
- ANGLED EDGES
- DOUBLE FRICTION BRAKING MECHANISM.

**MODEL**  
**PRO-HA014**



### 6V-12V CIRCUIT TESTER

- STAINLESS STEEL TIP
- INSULATED CLIP

**MODEL**  
**PRO-TE612**



### 6V-24V CIRCUIT TESTER

- INSULATED CLIP
- VOLTAGE VERSATILITY
- ERGONOMIC DESIGN AND PRACTICAL SIZE

**MODEL**  
**PRO-TE624**



**INFINITE  
WARRANTY**  
GARANTÍA INFINITA



## TORQUE WRENCH




### 1/2" TORQUE WRENCH

- 210NM MAXIMUM TIGHTENING RANGE
- WITH RATCHET
- 1/2" DRIVE

**MODEL**  
**PRO-TQ210**

## SOLDERING



### 45W SOLDERING IRON

- 420°C-480°C REACH
- EQUIPPED WITH TEMPERATURE LIMITED TO PREVENT OVERHEATING
- ATTAINS ITS WORKING TEMPERATURE WITHIN SECONDS.

**MODEL**  
**PRO-CA045**

## VICES



### BENCH VISE

- HEAVY DUTY.
- SWIVEL BASE.
- CORROSION-RESISTANT.
- IRON CAST.

**MODEL**  
**PRO-TB005**

**IN**  
**4 1/2"**

## SOCKETS



### STANDARD SOCKET SAE 6PT

- CHROME-VANADIUM STEEL.
- CHROME PLATED; MIRROR POLISHED.

MODEL	IN
PRO-DD449	5/16"
PRO-DD450	3/8"
PRO-DD451	7/16"
PRO-DD452	1/2"
PRO-DD453	9/16"
PRO-DD455	5/8"
PRO-DD456	11/16"
PRO-DD457	3/4"

MODEL	IN
PRO-DD459	13/16"
PRO-DD460	7/8"
PRO-DD461	15/16"
PRO-DD463	1"
PRO-DD464	1-1/16"
PRO-DD465	1-1/8"
PRO-DD466	1-3/16"
PRO-DD467	1-1/4"

MODEL	MM
PRO-DD468	8
PRO-DD469	9
PRO-DD470	10
PRO-DD471	11
PRO-DD472	12
PRO-DD473	13
PRO-DD474	14
PRO-DD475	15
PRO-DD476	16
PRO-DD477	17
PRO-DD478	18
PRO-DD479	19

MODEL	MM
PRO-DD480	20
PRO-DD481	21
PRO-DD482	22
PRO-DD483	23
PRO-DD484	24
PRO-DD485	25
PRO-DD486	26
PRO-DD487	27
PRO-DD488	28
PRO-DD489	29
PRO-DD490	30
PRO-DD492	32

**1/2"**  
**DRIVE**



**INFINITE  
WARRANTY**  
GARANTÍA INFINITA

## ACCESSORIES



### CHROMED RATCHET 3/8 X 8" - 1/2 X 10"

- CARBON STEEL, CHROME PLATED.
- COMFORTABLE GRIP HANDLE.
- FORWARD/REVERSE RATCHET.

MODEL	DRIVE	LONG	
PRO-AC320	3/8	10"	254 MM
PRO-AC415	1/2	8"	203 MM



### QUICK-RELEASE RATCHET

- 45 TEETH GEAR.
- CHROME-VANADIUM STEEL, POLISHED FINISH.
- ERGONOMIC RUBBERIZED GRIP.
- QUICK RELEASE MECHANISM (PUSH BUTTON).

MODEL	DRIVE	LONG	
PRO-AC403	1/2	10"	254 MM



### CHROMED UNIVERSAL JOINT

- CHROME-VANADIUM STEEL.
- CHROME PLATED; MIRROR POLISHED.

MODEL	IN
PRO-AC384	3/8"
PRO-AC485	1/2"



### ADAPTADER

- CHROME-VANADIUM STEEL.
- CHROME PLATED; MIRROR POLISHED.

MODEL	IN
PRO-AC387	3/8 X 1/4"
PRO-AC488	1/2 X 3/8"



### CHROME SLIDING BAR

- CHROME-VANADIUM STEEL.
- CHROME PLATED; MIRROR POLISHED.

MODEL	DRIVE
PRO-AC399	3/8"
PRO-AC400	1/2"



### L-HANDLE

- CHROME-VANADIUM STEEL.
- CHROME PLATED; MIRROR POLISHED.

MODEL	DRIVE
PRO-AC401	1/2"



### CHROMED EXTENSION BAR

- CHROME-VANADIUM STEEL.
- CHROME PLATED; MIRROR POLISHED.

MODEL	DRIVE	LONG	
PRO-AC308	3/8	3"	75 MM
PRO-AC310	3/8	6"	150 MM
PRO-AC311	3/8	10"	254 MM
PRO-AC413	1/2	3"	75 MM
PRO-AC414	1/2	5"	125 MM
PRO-AC412	1/2	10"	254 MM



### FLEX HANDLE

- DRIVE 1/2"
- LENGTH 17"
- ALLOWS WORK IN TIGHT SPACES BY ADJUSTING ITS ANGLE WITH PRECISION.
- COMPATIBLE WITH VARIOUS TOOLS, IT OFFERS FIRM CONTROL IN DIFFERENT TASKS.
- MADE FROM DURABLE MATERIALS, IT FEATURES LOCKING MECHANISMS FOR ADDED SAFETY.

MODEL	DRIVE
PRO-AC418	1/2"



**INFINITE  
WARRANTY**  
GARANTÍA INFINITA



## SOCKET SET



### 12 PIECE 3/8" SOCKET SET

- SOCKET (MM): 10, 11, 12, 13, 14, 15, 17, 19, 21, 22.
- RATCHET 3/8".
- EXTENSION 3/8" X 3".

**MODEL**  
**PRO-DD023**



### 9 PIECE 3/8" SOCKET SET

- SOCKETS: 3/8", 7/16", 1/2", 9/16", 5/8", 11/16", 3/4"
- RATCHET: 3/8".
- EXTENSION: 3/8" X 3".

**MODEL**  
**PRO-DD518**



### 11 PIECE 1/2" SOCKET SET

- SOCKET (MM) 10, 11, 12, 13, 14, 15, 16, 17, 18, 19.
- RATCHET DRIVE: 1/2" X 10".

**MODEL**  
**PRO-DD525-2**



### 11 PCS SAE DRIVE 1/2" SOCKET SET

- SOCKET: 3/8", 7/16", 1/2", 9/16", 5/8", 11/16", 3/4", 13/16", 7/8", 15/16".
- RATCHET DRIVE: 1/2" X 10"

**MODEL**  
**PRO-DD526-2**



### 15 PIECE / 10-22 MM SOCKET SET

#### INCLUDES:

- 1) SOCKET STANDARD 6PT 10 MM
- 2) SOCKET STANDARD 6PT 11 MM
- 3) SOCKET STANDARD 6PT 12 MM
- 4) SOCKET STANDARD 6PT 13 MM
- 5) SOCKET STANDARD 6PT 14 MM
- 6) SOCKET STANDARD 6PT 16 MM
- 7) SOCKET STANDARD 6PT 17 MM
- 8) SOCKET STANDARD 6PT 19 MM
- 9) SOCKET STANDARD 6PT 21 MM
- 10) SOCKET STANDARD 6PT 22 MM
- 11) RATCHET 10"
- 12) EXTENSION 2-1/2"
- 13) EXTENSION 5"
- 14) SLIDING T-BAR 5"
- 15) PLASTIC BOX

**MODEL**  
**PRO-DD519**

**PCS**  
**15**

**1/2"**  
**DRIVE**



### 14 PIECE 3/8" -1" SAE SOCKET SET

#### INCLUDES:

- 1) SOCKET STANDARD 6PT 3/8"
- 2) SOCKET STANDARD 6PT 7/16"
- 3) SOCKET STANDARD 6PT 1/2"
- 4) SOCKET STANDARD 6PT 9/16"
- 5) SOCKET STANDARD 6PT 5/8"
- 6) SOCKET STANDARD 6PT 11/16"
- 7) SOCKET STANDARD 6PT 3/4"
- 8) SOCKET STANDARD 6PT 13/16"
- 9) SOCKET STANDARD 6PT 7/8"
- 10) SOCKET STANDARD 6PT 1"
- 11) RATCHET 10"
- 12) EXTENSION 5"
- 13) SLIDING T-BAR
- 14) PLASTIC BOX

**MODEL**  
**PRO-DD520**

**PCS**  
**14**

**1/2"**  
**DRIVE**

## SOCKET SET



### 1/2" DRIVE MECHANICAL TOOL SET 25 PIECES

#### INCLUDES:

- 1) SOCKET STANDARD 6PT 10 MM
- 2) SOCKET STANDARD 6PT 11 MM
- 3) SOCKET STANDARD 6PT 12 MM
- 4) SOCKET STANDARD 6PT 13 MM
- 5) SOCKET STANDARD 6PT 14 MM
- 6) SOCKET STANDARD 6PT 3/8" SAE
- 7) SOCKET STANDARD 6PT 7/16" SAE
- 8) SOCKET STANDARD 6PT 1/2" SAE
- 9) SOCKET STANDARD 6PT 9/16" SAE
- 10) SOCKET STANDARD 6PT 5/8" SAE
- 11) SOCKET STANDARD 6PT 11/16" SAE
- 12) SOCKET STANDARD 6PT 3/4" SAE
- 13) RATCHET 10"
- 14) EXTENSION 5"
- 15) EXTENSION 10"
- 16) SPARK PLUG SOCKET 5/8"
- 17) COMBINATION WRENCH 10 MM
- 18) COMBINATION WRENCH 11 MM
- 19) COMBINATION WRENCH 12 MM
- 20) COMBINATION WRENCH 13 MM
- 21) COMBINATION WRENCH 14 MM
- 22) COMBINATION WRENCH 15 MM
- 23) COMBINATION WRENCH 17 MM
- 24) COMBINATION WRENCH 19 MM
- 25) PLASTIC BOX

**MODEL**  
**PRO-DD527-2**

**PCS**  
**25**

**1/2"**  
**DRIVE**



### 1/2" DRIVE MECHANICAL TOOL SET 25 PIECES

#### INCLUDES:

- 1) SOCKET STANDARD 6PT 10 MM
- 2) SOCKET STANDARD 6PT 11 MM
- 3) SOCKET STANDARD 6PT 12 MM
- 4) SOCKET STANDARD 6PT 13 MM
- 5) SOCKET STANDARD 6PT 14 MM
- 6) SOCKET STANDARD 6PT 15 MM
- 7) SOCKET STANDARD 6PT 17 MM
- 8) SOCKET STANDARD 6PT 3/8" SAE
- 9) SOCKET STANDARD 6PT 7/16" SAE
- 10) SOCKET STANDARD 6PT 1/2" SAE
- 11) SOCKET STANDARD 6PT 9/16" SAE
- 12) SOCKET STANDARD 6PT 5/8" SAE
- 13) SOCKET STANDARD 6PT 11/16" SAE
- 14) SOCKET STANDARD 6PT 3/4" SAE
- 15) SOCKET STANDARD 6PT 13/16" SAE
- 16) RATCHET 10"
- 17) EXTENSION 5"
- 18) EXTENSION 10"
- 19) SPARK PLUG SOCKET 8"
- 20) COMBINATION WRENCH 3/8"
- 21) COMBINATION WRENCH 7/16"
- 22) COMBINATION WRENCH 1/2"
- 23) COMBINATION WRENCH 9/16"
- 24) COMBINATION WRENCH 5/8"
- 25) PLASTIC BOX

**MODEL**  
**PRO-DD528-2**

**PCS**  
**25**

**1/2"**  
**DRIVE**

## ADJUSTABLE WRENCH



### 6" - 8" - 10" - 12" - 15" CHROMED ADJUSTABLE WRENCH

- FORGED CARBON STEEL CONSTRUCTION FOR STRENGTH.
- CHROME BODY RESISTANT TO OXIDATION.
- METRIC AND INCH SCALE IN JAW OPENING.

MODEL	IN	MM
PRO-LA401	6"	150
PRO-LA402	8"	200
PRO-LA403	10"	250
PRO-LA404	12"	300
PRO-LA405	15"	380



**INFINITE**  
**WARRANTY**  
GARANTIA INFINITA



## COMBINATION WRENCH



### COMBINATION WRENCH

- CARBON STEEL.
- CHROME PLATED; MIRROR POLISHED.

MODEL	MM	MODEL	IN
PRO-LC809	7	PRO-LC883	5/16
PRO-LC810	8	PRO-LC884	3/8
PRO-LC811	9	PRO-LC885	7/16
PRO-LC812	10	PRO-LC886	1/2
PRO-LC813	11	PRO-LC887	9/16
PRO-LC814	12	PRO-LC888	5/8
PRO-LC815	13	PRO-LC889	11/16
PRO-LC816	14	PRO-LC890	3/4
PRO-LC817	15	PRO-LC891	13/16
PRO-LC818	16	PRO-LC892	7/8
PRO-LC819	17	PRO-LC893	15/16
PRO-LC820	18	PRO-LC894	1
PRO-LC821	19	PRO-LC895	1.1/16
PRO-LC826	24	PRO-LC896	1.1/8
		PRO-LC897	1.1/4

## COMBINATION WRENCH SET



### 10MM - 14MM COMBINATION WRENCH

- CARBON STEEL.
- CHROME PLATED; MIRROR POLISHED.
- 10 MM / 11 MM / 12 MM / 13 MM / 14 MM

**MODEL**  
**PRO-LC801**



### 5/16" - 9/16" COMBINATION WRENCH

- CARBON STEEL.
- CHROME PLATED; MIRROR POLISHED.
- 5/16" - 3/8" - 7/16" - 1/2" - 9/16"

**MODEL**  
**PRO-LC802**



### 8MM-19MM COMBINATION WRENCH SET

- 8 PCS METRIC COMBINATION WRENCH SET:
- 8MM / 10MM / 11MM / 12MM / 13MM / 14MM / 17MM / 19MM

**MODEL**  
**PRO-LC807**



### 5/16" - 3/4" COMBINATION WRENCH SET

- 8 PCS METRIC COMBINATION WRENCH SET:
- 5/16"- 3/8"- 7/16"-1/2"- 9/16"- 5/8"- 11/16"- 3/4"

**MODEL**  
**PRO-LC808**

## COMBINATION WRENCH



### COMBINATION WRENCH 8-18MM 1/4" - 7/8"

- 20 PCS COMBINATION WRENCH SET:  
8 MM / 9 MM / 10 MM / 11 MM / 12 MM / 13 MM / 14 MM / 15 MM /  
17 MM / 18 MM  
1/4" - 5/16" - 3/8" - 7/16" - 1/2" - 9/16" - 5/8" - 11/16" - 3/4" - 7/8"

**MODEL**  
**PRO-LC804**



### 20 PIECES COMBINATION WRENCH SET 8-18MM / 1/4" - 7/8"

- 8 MM / 9 MM / 10 MM / 11 MM / 12 MM / 13 MM /  
14 MM / 15 MM / 17 MM / 18 MM  
1/4" - 5/16" - 3/8" - 7/16" - 1/2" - 9/16" - 5/8" -  
11/16" - 3/4" - 7/8"

**MODEL**  
**PRO-LC805**

## TUBE CUTTERS & FLARING TOOL



### MINI TUBING CUTTER

- IDEAL FOR COPPER, BRASS AND ALUMINUM TUBING AND PVC PIPING.
- DURABLE STEEL BLADE.
- ZINC ALLOY CONSTRUCTION.
- CUTTING CAPACITY: OUTER DIAMETER 1/8" - 7/8" (3-22MM).

MODEL	IN	MM
PRO-PL701	1/8"-7/8"	3-22



### TUBING CUTTER

- IDEAL FOR COPPER AND ALUMINUM TUBING.
- DURABLE STEEL BLADE.
- ZINC ALLOY CONSTRUCTION.
- EXTRA CUTTING WHEEL STORED IN HANDLE.
- RETRACTABLE DEBURRING BLADE TO REMOVE INTERNAL BURS.
- CUTTING CAPACITY: OUTER DIAMETER 1/8" - 1 1/8" (3-30MM).

MODEL	IN	MM
PRO-PL702	1/8" - 1-1/8"	3-30



### TUBING CUTTER

- IDEAL FOR COPPER AND ALUMINUM TUBING.
- DURABLE STEEL BLADE.
- ALUMINUM ALLOY CONSTRUCTION.
- POLISHED HEAVY-DUTY ROLLERS FOR EASY ROTATION.
- RETRACTABLE DEBURRING BLADE TO REMOVE INTERNAL BURS.
- EXTRA CUTTING WHEEL STORED IN HANDLE.
- CUTTING CAPACITY: OUTER DIAMETER 1/8" - 1 1/4" (3-32MM).

MODEL	IN	MM
PRO-PL704	1/8" - 1-1/4"	3-32



### PIPE CUTTER

- RATCHETING ACTION FOR FAST AND EASY CUTTING.
- REPLACEABLE HEAT-TREATED STEEL BLADE.
- ALUMINUM ALLOY CONSTRUCTION.
- CUTTING CAPACITY: OUTER DIAMETER 1 1/4" (42MM).

MODEL	IN	MM
PRO-PL705	1-5/8"	42



### FLARING TOOL

- CHROME PLATED STEEL DIE BARS AND CLAMPING SCREWS.
- DROP FORGED, HEAT-TREATED STEEL YOKE.
- HARDENED, SELF-CENTERING CONE PRODUCES PERFECT 45° FLARES.
- FOR SOFT COPPER, ALUMINUM AND BRASS TUBING.
- FOR EFFICIENT TUBING FLARING:
- TUBING OUTER DIAMETER: 3/16", 1/4", 5/16", 3/8", 1/2", 5/8" (4, 5.6, 8.12, 16MM).

MODEL	IN	MM
PRO-PL825	3/16" - 5/8"	4-16



**INFINITE  
WARRANTY**  
GARANTÍA INFINITA



## PIPE WRENCH



### 10" - 14" - 18" - 24" PIPE WRENCH

- ROBUST IRON BODY.
- FORGED JAW, VERY RESISTANT.
- REPLACEABLE HOOK, JAW AND WEDGE.

MODEL	IN	MM
PRO-LT610	10"	254
PRO-LT612	14"	355
PRO-LT613	18"	457
PRO-LT614	24"	609

## TOOL SET



### 5 PIECES TOOL SET

- CABINET TIP SCREWDRIVER 1/4 X 4"
- PHILLIPS HEAD SCREWDRIVER 2 X 4"
- LONG NOSE PLIERS CUTTING 6"
- TAPE MEASURE, CASING OF METAL 10FT - 3 MTS
- CHROME ADJUSTABLE WRENCH 6"

**MODEL**  
**PRO-ST005**



### 2 PIECES TOOL SET

- TORPEDO LEVEL 9"
- TAPE MEASURE, CASING OF METAL 26 FT / 8 M

**MODEL**  
**PRO-ST011**



### 5 PIECES TOOL SET

- CABINET TIP SCREWDRIVER 1/4 X 4"
- PHILLIPS HEAD SCREWDRIVER 2 X 4"
- PLASTIC BLADE SNAP-OFF 9MM
- TAPE MEASURE, CASING OF METAL 10 FT - 3 MTS
- FIBER HANDLE HAMMER OF GLASS 13OZ - 365G

**MODEL**  
**PRO-ST006**



**INFINITE  
WARRANTY**  
GARANTÍA INFINITA



## ACCESSORIES



## HSS DRILL BITS



### HSS DRILL

- 4241. ANSI B94. 11M-1993
- METAL DRILLING FOR COMMON STEEL AND SIMPLE USE.

MODEL	INCHES	MM	PCS
PRO-HSSB013160	3/16"	4.76	10
PRO-HSSB025320	5/32"	3.97	10
PRO-HSSB031400	1/4"	6.35	10
PRO-HSSB041800	1/8"	3.18	10
PRO-HSSB059640	9/64"	3.57	10
PRO-HSSB067320	7/32"	5.56	10
PRO-HSSB071164	11/64"	4.37	10
PRO-HSSB087640	11/64"	2.78	10
PRO-HSSB095640	5/64"	1.98	10
PRO-HSSB101564	15/64"	5.95	10
PRO-HSSB111160	1/16"	1.56	10
PRO-HSSB123320	3/32"	2.38	10
PRO-HSSB131764	17/64"	6.75	10
PRO-HSSB141200	1/2"	12.7	5
PRO-HSSB153800	3/8"	9.52	5
PRO-HSSB165160	5/16"	7.94	5
PRO-HSSB177160	7/16"	11.11	5
PRO-HSSB189320	9/32"	7.14	5
PRO-HSSB191132	11/32"	8.73	5
PRO-HSSB202164	21/64"	8.33	5
PRO-HSSB211964	19/64"	7.54	5



### HSS DRILL

- 4241. ANSI B94. 11M-1993
- METAL DRILLING, CONSTRUCTION STEEL AND TEMPERED STEEL.

MODEL	INCHES	MM	PCS
PRO-HSSC011160	1/16"	1.56	2
PRO-HSSC023320	3/32"	2.38	2
PRO-HSSC031800	1/8"	3.18	2
PRO-HSSC045320	5/32"	3.97	2
PRO-HSSC053160	3/16"	4.76	1
PRO-HSSC061400	1/4"	6.35	1
PRO-HSSC075160	5/16"	7.94	1
PRO-HSSC083800	3/8"	9.52	1
PRO-HSSC091200	1/2"	12.7	1



**INFINITE  
WARRANTY**  
GARANTIA INFINITA

## MASONRY DRILL BITS



### MASONRY DRILL

- DRILLING IN CONCRETE, CEMENT AND STONE.
- CARBIDE TUNGSTEN TIPS.

MODEL	INCHES	MM	PCS
PRO-DRILL011800	1/8"	3.18	2
PRO-DRILL025320	5/32"	3.97	2
PRO-DRILL033160	3/16"	4.76	2
PRO-DRILL047320	7/32"	5.56	2
PRO-DRILL051400	1/4"	6.35	2
PRO-DRILL065160	5/16"	7.94	2
PRO-DRILL073800	3/8"	9.53	1
PRO-DRILL081200	1/2"	12.7	1

## SCREWDRIVER BITS



### BITS

- TO BE USED IN DRILLS / ELECTRIC OR MANUAL SCREWDRIVERS.
- MAGNETIC TIPS.

MODEL	TYPE	PH
PRO-BITS012250		2X25
PRO-BITS023250		3X25
PRO-BITS032500		2X50



**INFINITE  
WARRANTY**  
GARANTÍA INFINITA



## DIAMOND DISCS



### DIAMOND DISCS

- LASTS 100 TIMES LONGER THAN ABRASIVE BLADES.

MODEL	EDGE	COURT	EXTENT	RPM
PRO-DIAM014500	CONTINUOUS	WET	4.5"(115MM)	13300
PRO-DIAM024500	TURBO	DRY	4.5"(115MM)	13300
PRO-DIAM034500	SEGMENTED	DRY	4.5"(115MM)	13300
PRO-DIAM017000	CONTINUOUS	WET	7"(180MM)	8500
PRO-DIAM027000	TURBO	DRY	7"(180MM)	8500
PRO-DIAM037000	SEGMENTED	DRY	7"(180MM)	8500

## CIRCULAR SAW BLADES



### CIRCULAR SAW BLADES

- ATB (ALTERNATE TOP BEVEL)
- THE TOPS OF ALTERNATING TEETH ARE BEVELED TO ONE SIDE OF THE BLADE OR THE OTHER AT APPROXIMATELY 12 DEGREES. THIS CREATES A SHARP POINT AND A SHARPER CUTTING EDGE FOR BETTER CUT QUALITY WITHOUT CHIPPING OR SPLINTERS.

MODEL	TOOTH COUNT	MATERIAL	DIAMETER	RPM
PRO-SAWB714180	18	WOOD	7 1/4" (185 MM)	8300
PRO-SAWB714240	24	WOOD	7 1/4" (185 MM)	8300
PRO-SAWB103200	32	WOOD	10"(250 MM)	6100
PRO-SAW714400	40	WOOD	7 1/4" (115MM)	8300
PRO-SAW714600	60	WOOD	7 1/4" (115MM)	8300



## DEPRESSED CENTER GRINDING WHEELS DISCS



MODEL	CATEGORY	CUT	INCHES	MM	TYPE
PRO-ABRA014120	PREMIUM ULTRA DELGADO	METAL / STAINLESS STEEL	4 1/2" x 3/64 x 7/8"	115 X 1.2 X 22.23	T42
PRO-ABRA017116	PREMIUM ULTRA DELGADO	METAL / STAINLESS STEEL	7" x 1/16" x 7/8"	180 X 1.6 X 22.23	T42
PRO-ABRA024120	+ PREMIUM	METAL	4 1/2 X 1/8" X 7/8"	115 X 3.2 X 22.23	T42
PRO-ABRA027180	+ PREMIUM	METAL	7" X 1/8" X 7/8"	180 X 3.2 X 22.23	T42
PRO-ABRA044120	+ PREMIUM	GRINDING METAL	4 1/2" X 1/4" X 7/8"	115 X 6.35 X 22.23	T27
PRO-ABRA047140	+ PREMIUM	GRINDING METAL	7" X 1/4" X 7/8"	180 X 6.35 X 22.23	T27
PRO-ABRA034120	+ PREMIUM	CONCRETE CUTTING	4 1/2 X 1/8" X 7/8"	115 X 3.2 X 22.23	T42
PRO-ABRA037180	+ PREMIUM	CONCRETE CUTTING	7" X 1/8" X 7/8"	180 X 3.2 X 22.23	T42

## ABRASIVE CUTTING DISCS



MODEL	CATEGORY	CUT	INCHES	MM	TYPE
PRO-ABRA064120	PREMIUM ULTRA THIN	METAL / STAINLESS STEEL	4 1/2" x 3/64 x 7/8"	115 X 1.2 X 22.23	T41
PRO-ABRA067116	PREMIUM ULTRA THIN	METAL / STAINLESS STEEL	7" X 1/16" X 7/8"	180 X 1.6 X 22.23	T41
PRO-ABRA019564	PREMIUM ULTRA THIN	METAL / STAINLESS STEEL	9" X 1/16" X 7/8"	230 X 2 X 22.23	T41
PRO-ABRA074120	+ PREMIUM	METAL	4 1/2" X 1/8" X 7/8"	115 X 3.2 X 22.23	T41
PRO-ABRA077180	+ PREMIUM	METAL	7" X 1/8" X 7/8"	180 X 3.2 X 22.23	T41



**INFINITE  
WARRANTY**  
GARANTÍA INFINITA



## DISCOS FLAP

MODEL	CATEGORY	GRAIN SIZE	INCHES	MM	TYPE
PRO-FLAP041236	+ PREMIUM	36	4 1/2" x 7/8"	115 X 22.23	T29
PRO-FLAP041260	+ PREMIUM	60	4 1/2" x 7/8"	115 X 22.23	T29
PRO-FLAP041280	+ PREMIUM	80	4 1/2" x 7/8"	115 X 22.23	T29
PRO-FLAP412120	+ PREMIUM	120	4 1/2" x 7/8"	115 X 22.23	T29
PRO-FLAP007036	+ PREMIUM	36	7" x 7/8"	180 X 22.23	T29
PRO-FLAP007060	+ PREMIUM	60	7" x 7/8"	180 X 22.23	T29
PRO-FLAP007080	+ PREMIUM	80	7" x 7/8"	180 X 22.23	T29
PRO-FLAP070120	+ PREMIUM	120	7" x 7/8"	180 X 22.23	T29



## CHOP SAW WHEELS

MODEL	CATEGORY	CUT	INCHES	MM	TYPE
PRO-ABRA051400	+ PREMIUM	METAL	14" X 3/32" X 1"	355 X 2.4 X 25.4	T41

## UNIVERSAL JIG SAW BLADE

MODEL	CUT	CUT TIPE	SIZE	PCS
PRO-JIGS016400	WOOD	FINE	6PTI X 100	2
PRO-JIGS028400	ALUMINUN / FIBERGLASS	FINE	8PTI X 100	2
PRO-JIGS031040	WOOD	FINE	10PTI X 100	2



## HOLE SAW



MODEL	CUT	QUANTITY	SIZE
PRO-SC004	WOOD	5 PIECES	2.13"
			1.7"
			1.3"
			1.4"
			1/4" MANDREL



**INFINITE  
WARRANTY**  
GARANTIA INFINITA

## TOOL STORAGE



### 13" WIDE MOUTH TOOL BAG

- 600D POLYESTER
- MULTIPLE POCKETS FOR ALL YOUR ITEMS
- DURABLE, EASY TO CARRY

**MODEL**  
**PRO-BAG13**

### 20" STEEL TOOL BOX

- RESISTANT TO CORROSION
- MADE FROM HIGH-QUALITY METAL
- SECURE CLOSURE FOR GREATER TOOL PROTECTION

**MODEL**  
**PRO-CP020**



**INFINITE  
WARRANTY**  
GARANTIA INFINITA



***PROMAKER***<sup>®</sup>

[www.promakertools.com](http://www.promakertools.com)

@promakertools

